

## Red meat export trends in selected markets up to June 2021



### List of tables

|                       |  |
|-----------------------|--|
| <b>Summary tables</b> | Top 10 overall red meat and co-product markets by value, month of July 2021<br>Overview of changes in sheepmeat and beef exports from previous months<br>Top 10 overall sheepmeat markets by volume and value, month of July 2021<br>Top 10 chilled and frozen sheepmeat markets by volume, month of July 2021<br>Top 10 chilled and frozen sheepmeat markets by value, month of July 2021<br>Top 10 overall beef markets by volume and value, month of July 2021<br>Top 10 chilled and frozen beef markets by volume, month of July 2021<br>Top 10 chilled and frozen beef markets by value, month of July 2021<br>Co-products exports by value, and top 10 markets, month of July 2021<br>Average FOB value for sheepmeat and beef, July 2016 - July 2021<br>China. Historical summary, January 1995 - July 2021   |
| <b>Sheepmeat</b>      | Sheepmeat exports to selected markets, by volume and value, July 2016 - July 2021<br>China. Monthly sheepmeat exports by volume, January 2015 - July 2021<br>China. Monthly sheepmeat exports by value, January 2015 - July 2021<br>UK. Monthly sheepmeat exports by volume, January 2015 - July 2021<br>UK. Monthly sheepmeat exports by value, January 2015 - July 2021<br>EU (excluding UK). Monthly sheepmeat exports by volume, January 2015 - July 2021<br>EU (excluding UK). Monthly sheepmeat exports by value, January 2015 - July 2021<br>USA. Monthly sheepmeat exports by volume, January 2015 - July 2021<br>USA. Monthly sheepmeat exports by value, January 2015 - July 2021<br>Chilled lamb exports to the UK and EU by volume, January 2015 - July 2021   |
| <b>Beef</b>           | Beef exports to selected markets, by volume, July 2016 - July 2021<br>United States. Monthly beef exports by volume, January 2015 - July 2021<br>United States. Monthly beef exports by value, January 2015 - July 2021<br>China. Monthly beef exports by volume, January 2015 - July 2021<br>China. Monthly beef exports by value, January 2015 - July 2021<br>Japan. Monthly beef exports by volume, January 2015 - July 2021<br>Japan. Monthly beef exports by value, January 2015 - July 2021<br>Korea. Monthly beef exports by volume, January 2015 - July 2021<br>Korea. Monthly beef exports by value, January 2015 - July 2021<br>Taiwan. Monthly beef exports by volume, January 2015 - July 2021<br>Taiwan. Monthly beef exports by value, January 2015 - July 2021<br>Indonesia. Monthly beef exports by volume, January 2015 - July 2021<br>Indonesia. Monthly beef exports by value, January 2015 - July 2021 |

Compiled by MIA from Statistics New Zealand overseas merchandise trade data  
Statistics New Zealand data is provisional for the three most recently released months

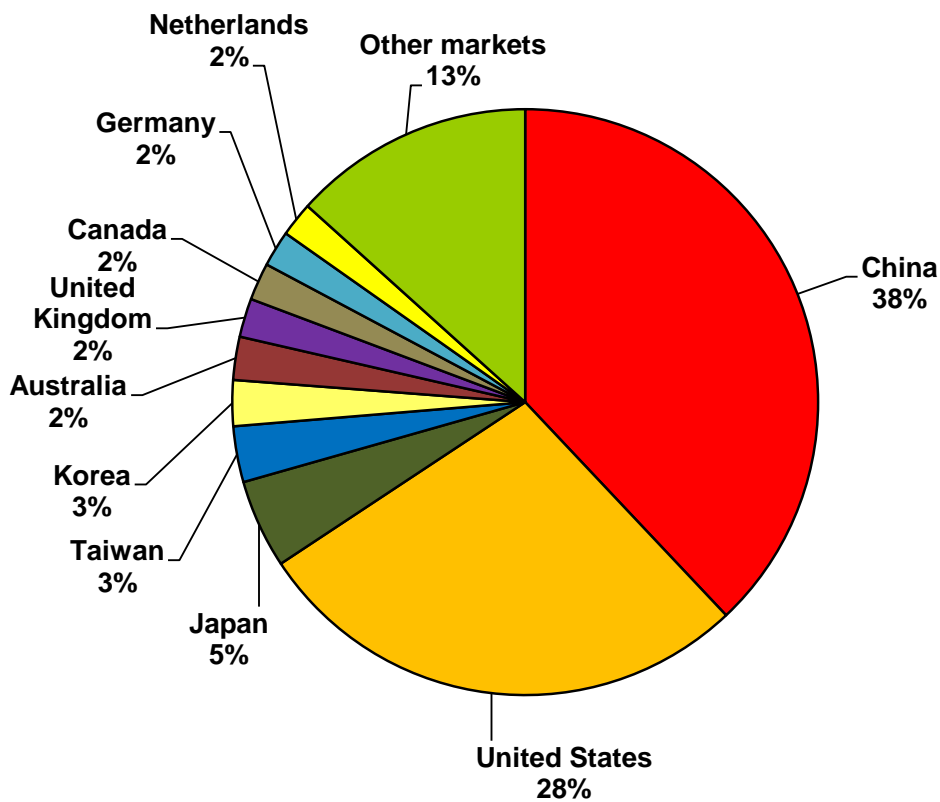
### Notes

- Volume. Shipped weight  
Value. Free on Board (FOB) - the current market value of goods in the country of origin, including all costs necessary to get them on board the ship.

**Top 10 overall red meat and co-product markets by value, month of July 2021**

|    | Country        | Value (NZ\$m) | % of total | Change from same month previous year |
|----|----------------|---------------|------------|--------------------------------------|
| 1  | China          | 330.2         | 38%        | 57%                                  |
| 2  | United States  | 241.2         | 28%        | 32%                                  |
| 3  | Japan          | 42.6          | 5%         | 62%                                  |
| 4  | Taiwan         | 26.8          | 3%         | 18%                                  |
| 5  | Korea          | 22.0          | 3%         | 9%                                   |
| 6  | Australia      | 20.7          | 2%         | 5%                                   |
| 7  | United Kingdom | 18.5          | 2%         | -25%                                 |
| 8  | Canada         | 17.9          | 2%         | 3%                                   |
| 9  | Germany        | 17.3          | 2%         | -28%                                 |
| 10 | Netherlands    | 16.5          | 2%         | -11%                                 |
|    | Other markets  | 115.9         | 13%        |                                      |
|    | <b>Total</b>   | <b>869.7</b>  |            | <b>29%</b>                           |

Source: Compiled by MIA from Statistics New Zealand overseas merchandise trade data



**Overview of the changes in the volume of sheepmeat and beef exports from previous months**

|    |                | Sheepmeat exports (tonnes) |        |        |        | Change from Apr- May | Change from May- Jun | Change from Jun- Jul |
|----|----------------|----------------------------|--------|--------|--------|----------------------|----------------------|----------------------|
|    |                | Apr-21                     | May-21 | Jun-21 | Jul-21 |                      |                      |                      |
| 1  | China          | 22,614                     | 21,755 | 18,448 | 14,685 | -4%                  | -15%                 | -20%                 |
| 2  | United States  | 2,872                      | 2,816  | 2,427  | 2,800  | -2%                  | -14%                 | 15%                  |
| 3  | United Kingdom | 3,528                      | 3,117  | 2,812  | 1,327  | -12%                 | -10%                 | -53%                 |
| 4  | Germany        | 1,019                      | 1,080  | 1,272  | 994    | 6%                   | 18%                  | -22%                 |
| 5  | Canada         | 770                        | 766    | 1,131  | 909    | 0%                   | 48%                  | -20%                 |
| 6  | Netherlands    | 1,196                      | 1,041  | 994    | 754    | -13%                 | -5%                  | -24%                 |
| 7  | France         | 519                        | 657    | 926    | 538    | 27%                  | 41%                  | -42%                 |
| 8  | Japan          | 634                        | 742    | 634    | 480    | 17%                  | -15%                 | -24%                 |
| 9  | Saudi Arabia   | 312                        | 811    | 723    | 446    | 159%                 | -11%                 | -38%                 |
| 10 | Taiwan         | 795                        | 686    | 707    | 383    | -14%                 | 3%                   | -46%                 |
| 11 | Belgium        | 477                        | 524    | 309    | 235    | 10%                  | -41%                 | -24%                 |
| 12 | Jordan         | 238                        | 140    | 129    | 179    | -41%                 | -8%                  | 39%                  |
| 13 | Hong Kong      | 126                        | 174    | 261    | 163    | 38%                  | 50%                  | -37%                 |
| 14 | Sweden         | 179                        | 129    | 136    | 154    | -28%                 | 6%                   | 13%                  |
| 15 | Malaysia       | 699                        | 571    | 265    | 142    | -18%                 | -54%                 | -46%                 |
| 16 | Fiji           | 104                        | 78     | 117    | 122    | -24%                 | 49%                  | 5%                   |
| 17 | Greece         | 102                        | 229    | 169    | 122    | 125%                 | -26%                 | -28%                 |
| 18 | Switzerland    | 126                        | 133    | 111    | 109    | 5%                   | -17%                 | -2%                  |
| 19 | Korea          | 106                        | 73     | 154    | 86     | -31%                 | 111%                 | -44%                 |
| 20 | Singapore      | 117                        | 45     | 68     | 62     | -62%                 | 52%                  | -9%                  |
|    | Other Markets  | 1,138                      | 834    | 847    | 653    | -27%                 | 2%                   | -23%                 |
|    | Total          | 37,670                     | 36,400 | 32,638 | 25,343 | -3%                  | -10%                 | -22%                 |

|    |                  | Beef exports (tonnes) |        |        |        | Change from Apr- May | Change from May- Jun | Change from Jun- Jul |
|----|------------------|-----------------------|--------|--------|--------|----------------------|----------------------|----------------------|
|    |                  | Apr-21                | May-21 | Jun-21 | Jul-21 |                      |                      |                      |
| 1  | China            | 16,052                | 16,422 | 20,678 | 20,226 | 2%                   | 26%                  | -2%                  |
| 2  | United States    | 15,949                | 16,774 | 16,849 | 17,880 | 5%                   | 0%                   | 6%                   |
| 3  | Japan            | 2,663                 | 4,817  | 3,903  | 2,346  | 81%                  | -19%                 | -40%                 |
| 4  | Taiwan           | 1,296                 | 2,032  | 2,352  | 2,203  | 57%                  | 16%                  | -6%                  |
| 5  | Korea            | 1,570                 | 1,383  | 1,372  | 1,826  | -12%                 | -1%                  | 33%                  |
| 6  | Indonesia        | 757                   | 598    | 1,243  | 780    | -21%                 | 108%                 | -37%                 |
| 7  | Philippines      | 317                   | 190    | 694    | 637    | -40%                 | 265%                 | -8%                  |
| 8  | Canada           | 773                   | 721    | 295    | 576    | -7%                  | -59%                 | 95%                  |
| 9  | Australia        | 385                   | 275    | 439    | 471    | -29%                 | 60%                  | 7%                   |
| 10 | Thailand         | 104                   | 225    | 330    | 347    | 117%                 | 47%                  | 5%                   |
| 11 | Hong Kong        | 125                   | 208    | 392    | 316    | 67%                  | 88%                  | -19%                 |
| 12 | Netherlands      | 204                   | 214    | 134    | 257    | 5%                   | -37%                 | 91%                  |
| 13 | French Polynesia | 197                   | 157    | 156    | 221    | -20%                 | -1%                  | 42%                  |
| 14 | UAE              | 193                   | 251    | 193    | 161    | 30%                  | -23%                 | -16%                 |
| 15 | Switzerland      | 814                   | 674    | 593    | 159    | -17%                 | -12%                 | -73%                 |
| 16 | Singapore        | 207                   | 177    | 188    | 151    | -15%                 | 6%                   | -20%                 |
| 17 | Malaysia         | 78                    | 79     | 212    | 143    | 1%                   | 170%                 | -33%                 |
| 18 | New Caledonia    | 176                   | 42     | 119    | 117    | -76%                 | 180%                 | -2%                  |
| 19 | Viet Nam         | 84                    | 62     | 61     | 104    | -26%                 | -1%                  | 69%                  |
| 20 | United Kingdom   | 186                   | 30     | 94     | 102    | -84%                 | 213%                 | 8%                   |
|    | Other Markets    | 828                   | 830    | 1,159  | 788    | 0%                   | 40%                  | -32%                 |
|    | Total            | 42,959                | 46,162 | 51,455 | 49,810 | 7%                   | 11%                  | -3%                  |

Source: Compiled by MIA from Statistics New Zealand overseas merchandise trade data

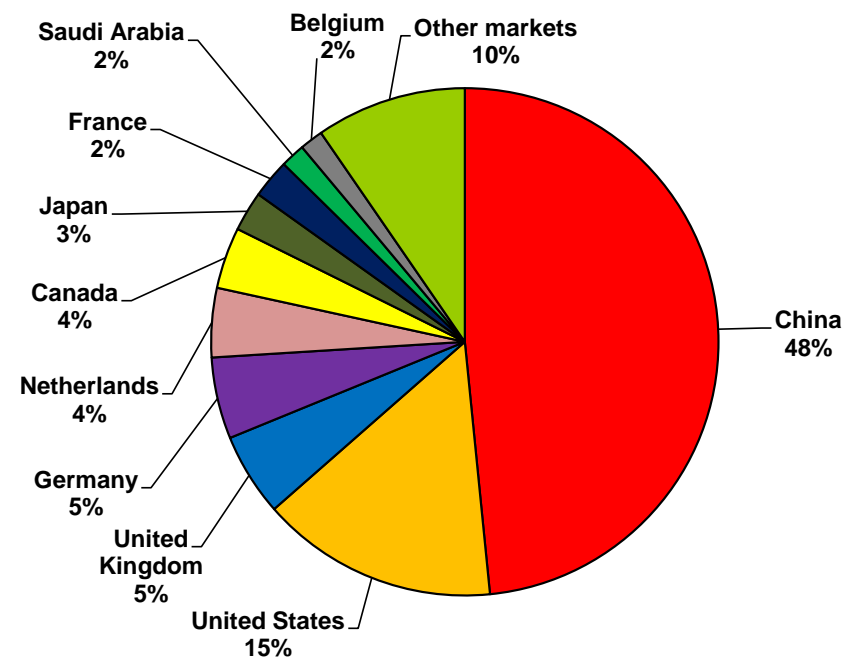
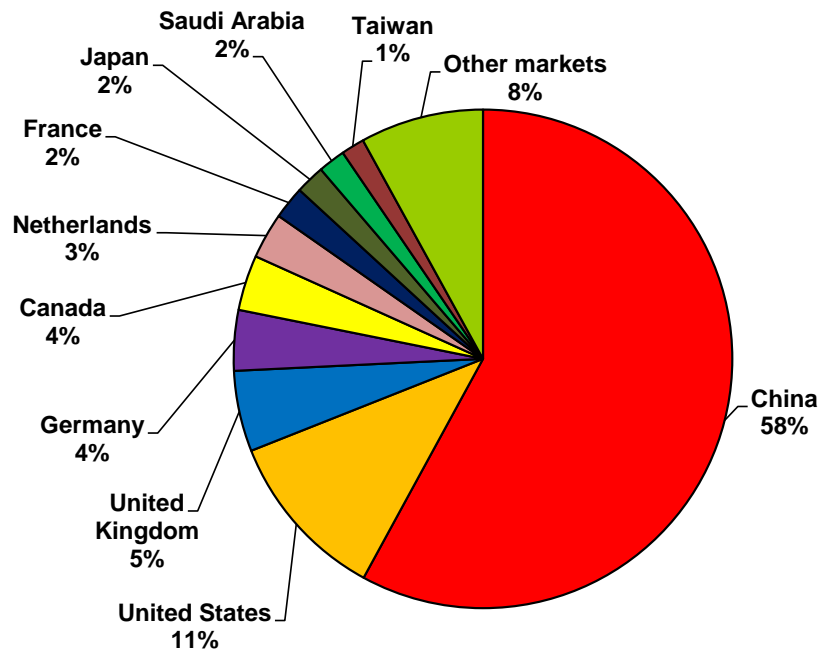
Top 10 sheepmeat markets by volume, month of July 2021

|    | Country        | Volume (tonnes) | % of total | Change from same month previous year |
|----|----------------|-----------------|------------|--------------------------------------|
| 1  | China          | 14,685          | 58%        | -1%                                  |
| 2  | United States  | 2,800           | 11%        | 82%                                  |
| 3  | United Kingdom | 1,327           | 5%         | -43%                                 |
| 4  | Germany        | 994             | 4%         | -36%                                 |
| 5  | Canada         | 909             | 4%         | 42%                                  |
| 6  | Netherlands    | 754             | 3%         | -23%                                 |
| 7  | France         | 538             | 2%         | -40%                                 |
| 8  | Japan          | 480             | 2%         | 14%                                  |
| 9  | Saudi Arabia   | 446             | 2%         | 1411%                                |
| 10 | Taiwan         | 383             | 2%         | -32%                                 |
|    | Other markets  | 2,026           | 8%         |                                      |
|    | Total          | 25,343          |            | -6%                                  |

Top 10 sheepmeat markets by value, month of July 2021

|    | Country        | Value (NZ\$m) | % of total | Change from same month previous year |
|----|----------------|---------------|------------|--------------------------------------|
| 1  | China          | 134.1         | 48%        | 35%                                  |
| 2  | United States  | 41.9          | 15%        | 109%                                 |
| 3  | United Kingdom | 14.6          | 5%         | -34%                                 |
| 4  | Germany        | 14.4          | 5%         | -37%                                 |
| 5  | Netherlands    | 12.2          | 4%         | -16%                                 |
| 6  | Canada         | 10.8          | 4%         | 46%                                  |
| 7  | Japan          | 7.0           | 3%         | 19%                                  |
| 8  | France         | 6.9           | 2%         | -30%                                 |
| 9  | Saudi Arabia   | 4.3           | 2%         | 1079%                                |
| 10 | Belgium        | 4.1           | 1%         | -40%                                 |
|    | Other markets  | 26.6          | 10%        |                                      |
|    | Total          | 277.0         |            | 14%                                  |

Source: Compiled by MIA from Statistics New Zealand overseas merchandise trade data



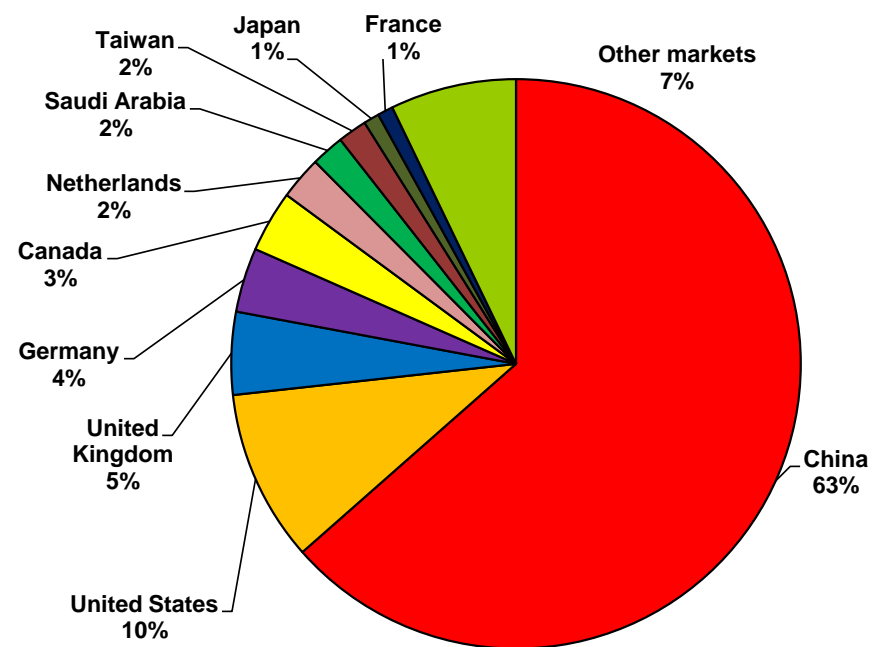
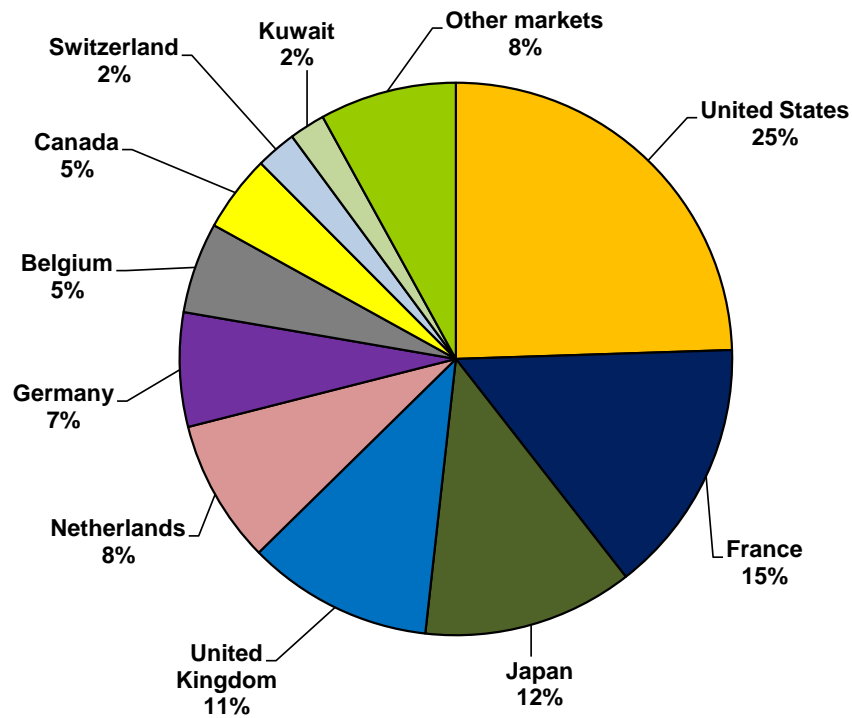
**Top 10 chilled sheepmeat markets by volume, month of July 2021**

|    | Country        | Volume (tonnes) | % of total | Change from same month previous year |
|----|----------------|-----------------|------------|--------------------------------------|
| 1  | United States  | 547             | 24%        | 3%                                   |
| 2  | France         | 334             | 15%        | -6%                                  |
| 3  | Japan          | 275             | 12%        | 3%                                   |
| 4  | United Kingdom | 243             | 11%        | -36%                                 |
| 5  | Netherlands    | 188             | 8%         | 13%                                  |
| 6  | Germany        | 149             | 7%         | -53%                                 |
| 7  | Belgium        | 119             | 5%         | -12%                                 |
| 8  | Canada         | 100             | 4%         | -53%                                 |
| 9  | Switzerland    | 53              | 2%         | -13%                                 |
| 10 | Kuwait         | 47              | 2%         | -32%                                 |
|    | Other markets  | 179             | 8%         |                                      |
|    | <b>Total</b>   | <b>2,234</b>    |            | <b>-23%</b>                          |

**Top 10 frozen sheepmeat markets by volume, month of July 2021**

|    | Country        | Volume (tonnes) | % of total | Change from same month previous year |
|----|----------------|-----------------|------------|--------------------------------------|
| 1  | China          | 14,675          | 64%        | -1%                                  |
| 2  | United States  | 2,253           | 10%        | 124%                                 |
| 3  | United Kingdom | 1,084           | 5%         | -44%                                 |
| 4  | Germany        | 845             | 4%         | -32%                                 |
| 5  | Canada         | 809             | 4%         | 91%                                  |
| 6  | Netherlands    | 566             | 2%         | -31%                                 |
| 7  | Saudi Arabia   | 432             | 2%         | na                                   |
| 8  | Taiwan         | 383             | 2%         | -32%                                 |
| 9  | Japan          | 205             | 1%         | 33%                                  |
| 10 | France         | 204             | 1%         | -63%                                 |
|    | Other markets  | 1,653           | 7%         |                                      |
|    | <b>Total</b>   | <b>23,109</b>   |            | <b>-4%</b>                           |

Source: Compiled by MIA from Statistics New Zealand overseas merchandise trade data



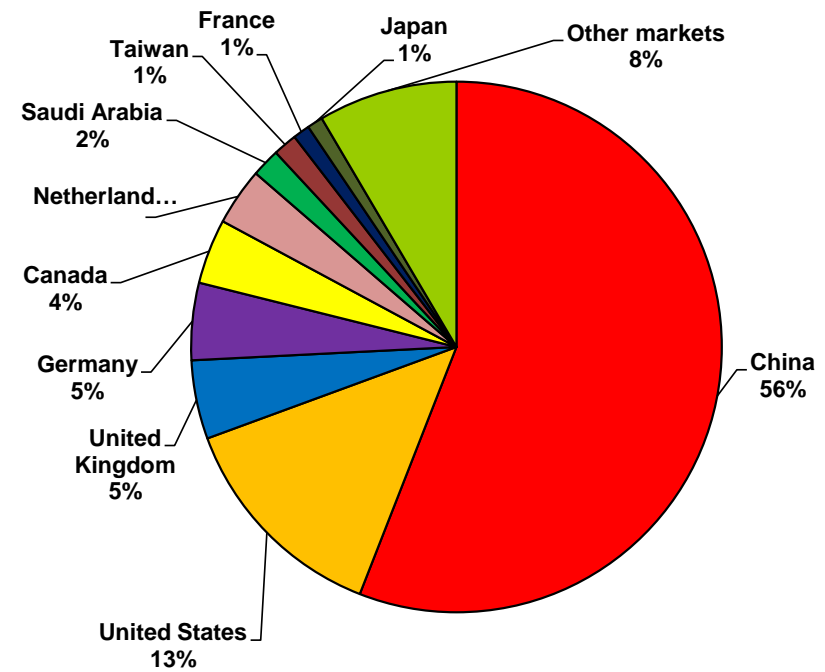
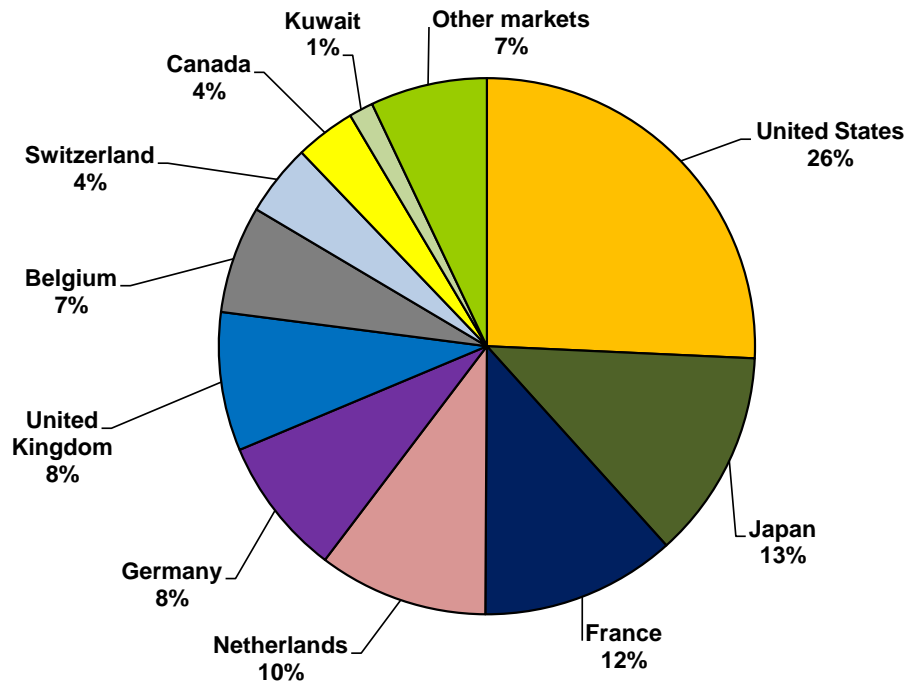
**Top 10 chilled sheepmeat markets by value, month of July 2021**

|    | Country        | Value (NZ\$m) | % of total | Change from same month previous year |
|----|----------------|---------------|------------|--------------------------------------|
| 1  | United States  | 9.7           | 26%        | -1%                                  |
| 2  | Japan          | 4.7           | 13%        | 16%                                  |
| 3  | France         | 4.4           | 12%        | 6%                                   |
| 4  | Netherlands    | 3.8           | 10%        | 20%                                  |
| 5  | Germany        | 3.1           | 8%         | -48%                                 |
| 6  | United Kingdom | 3.1           | 8%         | -26%                                 |
| 7  | Belgium        | 2.4           | 6%         | 5%                                   |
| 8  | Switzerland    | 1.6           | 4%         | -1%                                  |
| 9  | Canada         | 1.4           | 4%         | -46%                                 |
| 10 | Kuwait         | 0.6           | 1%         | -25%                                 |
|    | Other markets  | 2.6           | 7%         |                                      |
|    | <b>Total</b>   | <b>37.6</b>   |            | <b>-14%</b>                          |

**Top 10 frozen sheepmeat markets by value, month of July 2021**

|    | Country        | Value (NZ\$m) | % of total | Change from same month previous year |
|----|----------------|---------------|------------|--------------------------------------|
| 1  | China          | 133.9         | 56%        | 35%                                  |
| 2  | United States  | 32.2          | 13%        | 211%                                 |
| 3  | United Kingdom | 11.5          | 5%         | -35%                                 |
| 4  | Germany        | 11.2          | 5%         | -32%                                 |
| 5  | Canada         | 9.5           | 4%         | 93%                                  |
| 6  | Netherlands    | 8.4           | 3%         | -27%                                 |
| 7  | Saudi Arabia   | 4.1           | 2%         | na                                   |
| 8  | Taiwan         | 3.5           | 1%         | -34%                                 |
| 9  | France         | 2.4           | 1%         | -57%                                 |
| 10 | Japan          | 2.3           | 1%         | 25%                                  |
|    | Other markets  | 20.3          | 8%         |                                      |
|    | <b>Total</b>   | <b>239.3</b>  |            | <b>20%</b>                           |

Source: Compiled by MIA from Statistics New Zealand overseas merchandise trade data



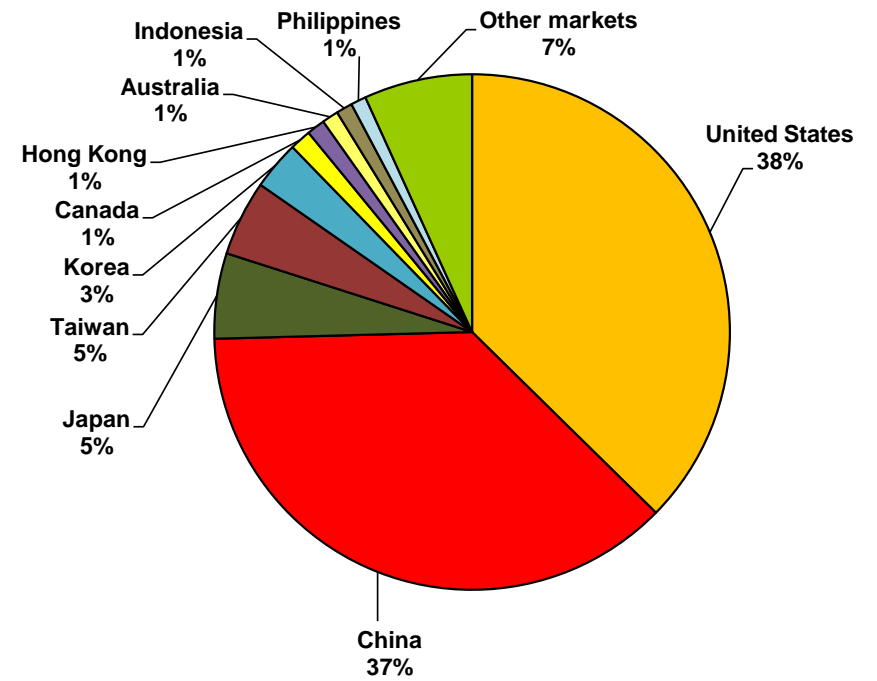
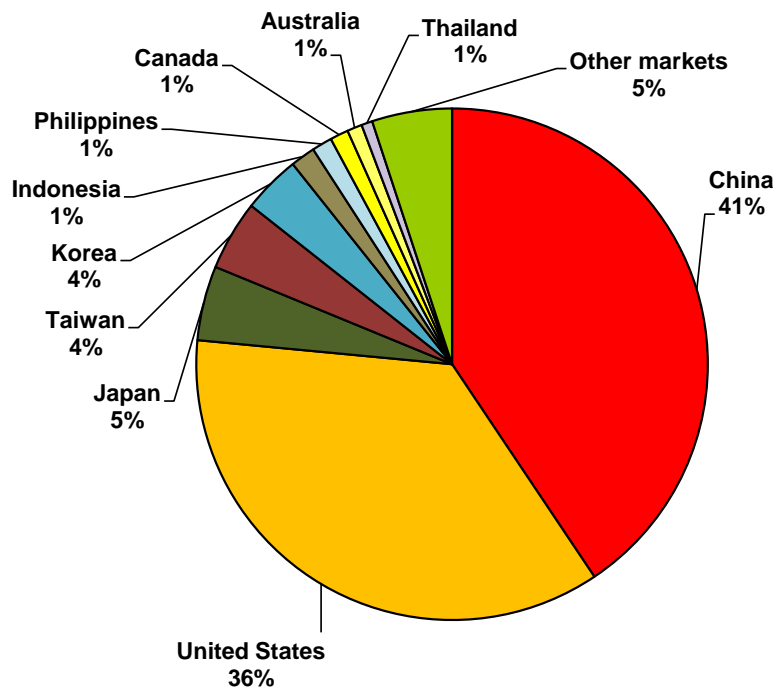
### Top 10 beef markets by volume, month of July 2021

|    | Country       | Volume (tonnes) | % of total | Change from same month previous year |
|----|---------------|-----------------|------------|--------------------------------------|
| 1  | China         | 20,226          | 41%        | 64%                                  |
| 2  | United States | 17,880          | 36%        | 1%                                   |
| 3  | Japan         | 2,346           | 5%         | 59%                                  |
| 4  | Taiwan        | 2,203           | 4%         | 26%                                  |
| 5  | Korea         | 1,826           | 4%         | 7%                                   |
| 6  | Indonesia     | 780             | 2%         | 86%                                  |
| 7  | Philippines   | 637             | 1%         | 172%                                 |
| 8  | Canada        | 576             | 1%         | -46%                                 |
| 9  | Australia     | 471             | 1%         | -51%                                 |
| 10 | Thailand      | 347             | 1%         | 1425%                                |
|    | Other markets | 2,518           | 5%         |                                      |
|    | Total         | 49,810          |            | 23%                                  |

### Top 10 beef markets by value, month of July 2021

|    | Country       | Value (NZ\$m) | % of total | Change from same month previous year |
|----|---------------|---------------|------------|--------------------------------------|
| 1  | United States | 156.1         | 37%        | 8%                                   |
| 2  | China         | 155.5         | 37%        | 95%                                  |
| 3  | Japan         | 22.4          | 5%         | 61%                                  |
| 4  | Taiwan        | 19.8          | 5%         | 40%                                  |
| 5  | Korea         | 12.8          | 3%         | 9%                                   |
| 6  | Canada        | 5.6           | 1%         | -35%                                 |
| 7  | Hong Kong     | 4.8           | 1%         | 39%                                  |
| 8  | Australia     | 4.3           | 1%         | -43%                                 |
| 9  | Indonesia     | 4.3           | 1%         | 192%                                 |
| 10 | Philippines   | 4.0           | 1%         | 166%                                 |
|    | Other markets | 28.4          | 7%         |                                      |
|    | Total         | 417.7         |            | 35%                                  |

Source: Compiled by MIA from Statistics New Zealand overseas merchandise trade data



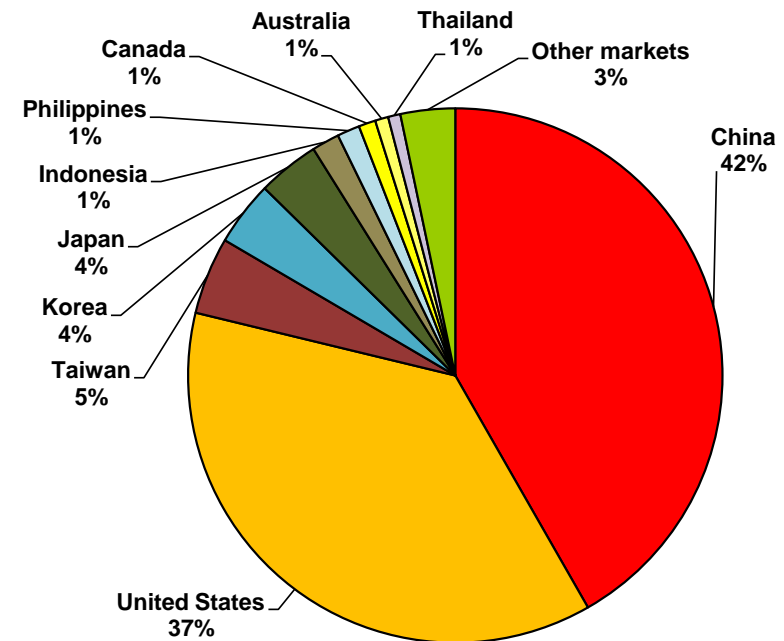
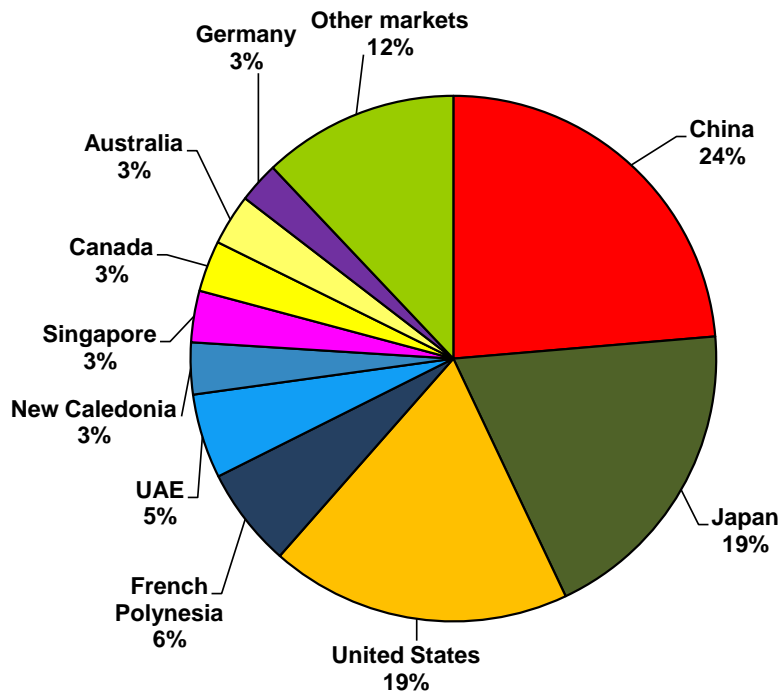
### Top 10 chilled beef markets by volume, month of July 2021

|    | Country          | Volume (tonnes) | % of total | Change from same month previous year |
|----|------------------|-----------------|------------|--------------------------------------|
| 1  | China            | 733             | 24%        | 8%                                   |
| 2  | Japan            | 599             | 19%        | 16%                                  |
| 3  | United States    | 574             | 19%        | 46%                                  |
| 4  | French Polynesia | 190             | 6%         | 58%                                  |
| 5  | UAE              | 161             | 5%         | -7%                                  |
| 6  | New Caledonia    | 99              | 3%         | 13%                                  |
| 7  | Singapore        | 98              | 3%         | 9%                                   |
| 8  | Canada           | 97              | 3%         | 44%                                  |
| 9  | Australia        | 97              | 3%         | 17%                                  |
| 10 | Germany          | 78              | 3%         | 60%                                  |
|    | Other markets    | 373             | 12%        |                                      |
|    | Total            | 3,099           |            | 9%                                   |

### Top 10 frozen beef markets by volume, month of July 2021

|    | Country       | Volume (tonnes) | % of total | Change from same month previous year |
|----|---------------|-----------------|------------|--------------------------------------|
| 1  | China         | 19,493          | 42%        | 67%                                  |
| 2  | United States | 17,306          | 37%        | 0%                                   |
| 3  | Taiwan        | 2,181           | 5%         | 32%                                  |
| 4  | Korea         | 1,825           | 4%         | 8%                                   |
| 5  | Japan         | 1,747           | 4%         | 83%                                  |
| 6  | Indonesia     | 780             | 2%         | 86%                                  |
| 7  | Philippines   | 637             | 1%         | 205%                                 |
| 8  | Canada        | 479             | 1%         | -52%                                 |
| 9  | Australia     | 373             | 1%         | -57%                                 |
| 10 | Thailand      | 347             | 1%         | 1562%                                |
|    | Other markets | 1,542           | 3%         |                                      |
|    | Total         | 46,711          |            | 24%                                  |

Source: Compiled by MIA from Statistics New Zealand overseas merchandise trade data





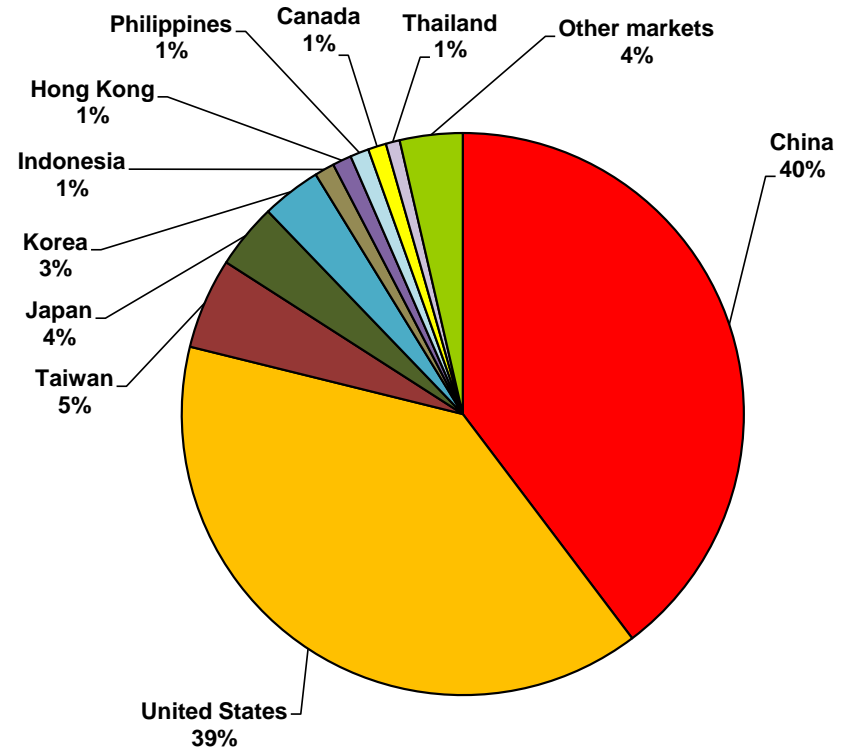
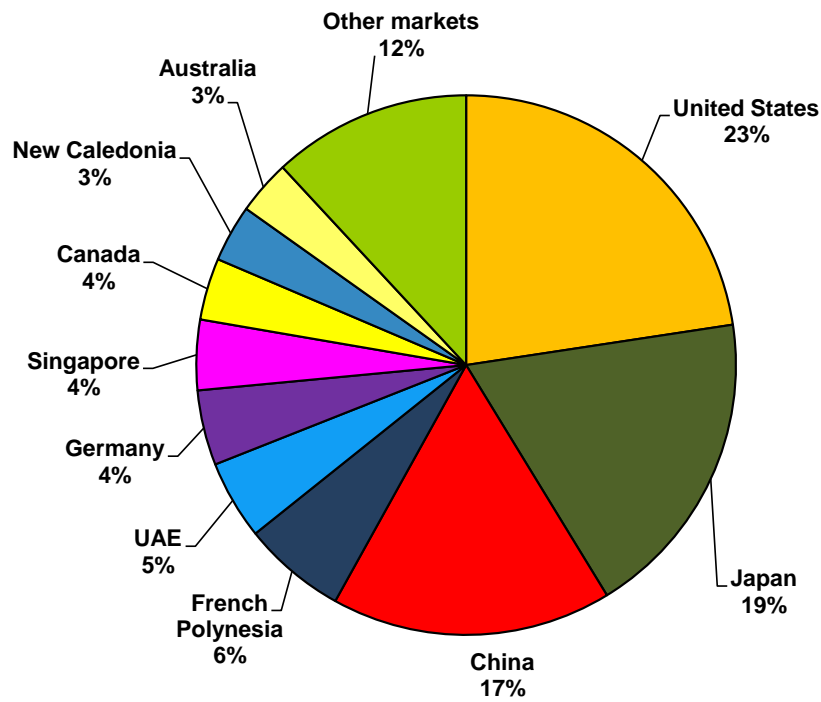
**Top 10 chilled beef markets by value, month of July 2021**

|    | Country          | Value (NZ\$m) | % of total | Change from same month previous year |
|----|------------------|---------------|------------|--------------------------------------|
| 1  | United States    | 10.2          | 23%        | 76%                                  |
| 2  | Japan            | 8.4           | 19%        | 24%                                  |
| 3  | China            | 7.6           | 17%        | 17%                                  |
| 4  | French Polynesia | 2.8           | 6%         | 68%                                  |
| 5  | UAE              | 2.1           | 5%         | -2%                                  |
| 6  | Germany          | 2.0           | 5%         | 187%                                 |
| 7  | Singapore        | 1.9           | 4%         | 24%                                  |
| 8  | Canada           | 1.7           | 4%         | 114%                                 |
| 9  | New Caledonia    | 1.5           | 3%         | 38%                                  |
| 10 | Australia        | 1.5           | 3%         | 49%                                  |
|    | Other markets    | 5.4           | 12%        |                                      |
|    | <b>Total</b>     | <b>45.2</b>   |            | <b>26%</b>                           |

**Top 10 frozen beef markets by value, month of July 2021**

|    | Country       | Value (NZ\$m) | % of total | Change from same month previous year |
|----|---------------|---------------|------------|--------------------------------------|
| 1  | China         | 147.9         | 40%        | 102%                                 |
| 2  | United States | 145.8         | 39%        | 5%                                   |
| 3  | Taiwan        | 19.5          | 5%         | 49%                                  |
| 4  | Japan         | 13.9          | 4%         | 96%                                  |
| 5  | Korea         | 12.7          | 3%         | 11%                                  |
| 6  | Indonesia     | 4.3           | 1%         | 192%                                 |
| 7  | Hong Kong     | 4.1           | 1%         | 94%                                  |
| 8  | Philippines   | 4.0           | 1%         | 189%                                 |
| 9  | Canada        | 3.9           | 1%         | -50%                                 |
| 10 | Thailand      | 3.0           | 1%         | 1445%                                |
|    | Other markets | 13.4          | 4%         |                                      |
|    | <b>Total</b>  | <b>372.5</b>  |            | <b>36%</b>                           |

Source: Compiled by MIA from Statistics New Zealand overseas merchandise trade data



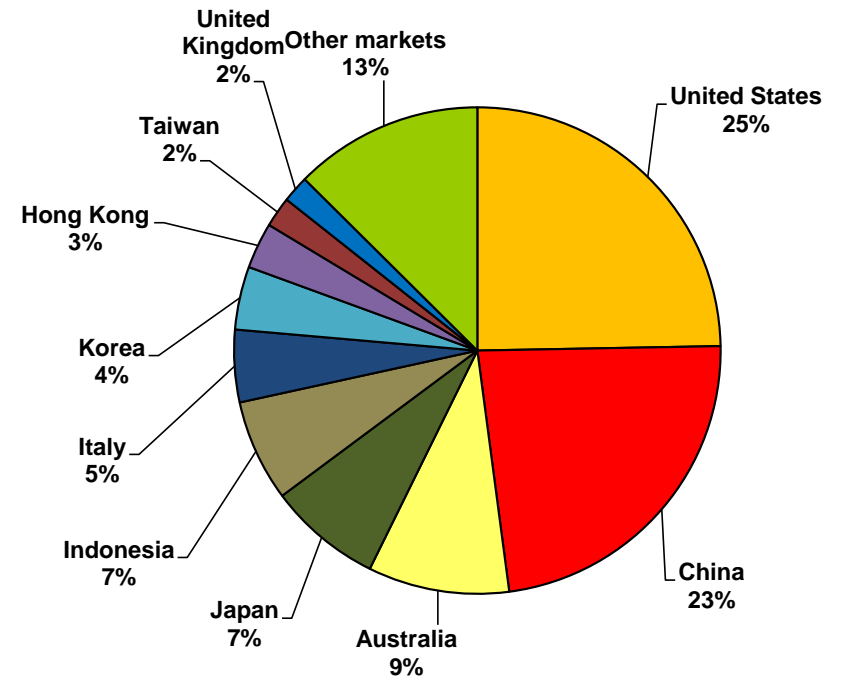
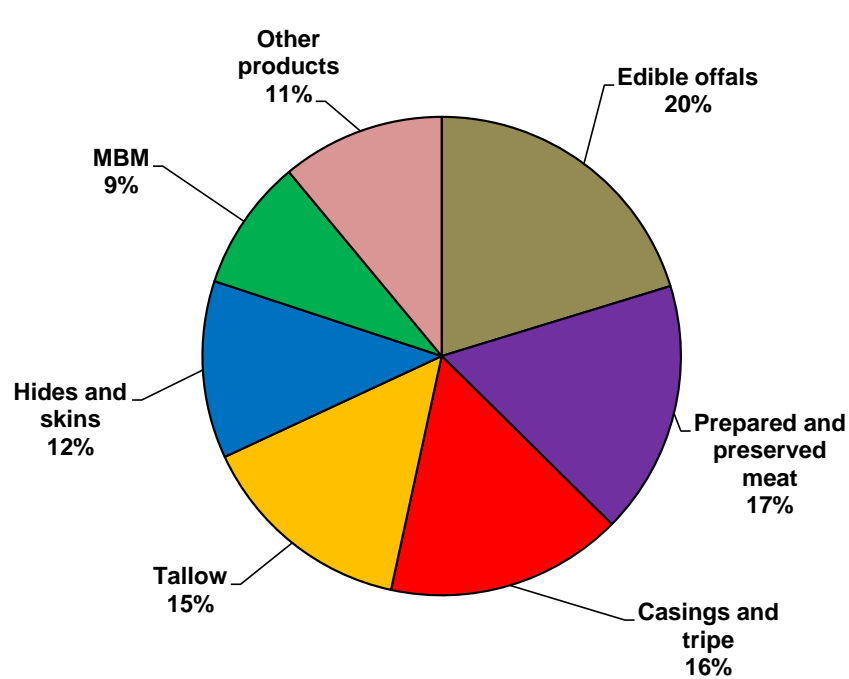
### Co-products exports by value, month of July 2021

| Product                       | Value (NZ\$m) | % of total | Change from same month previous year |
|-------------------------------|---------------|------------|--------------------------------------|
| 1 Edible offals               | 35.5          | 20%        | 50%                                  |
| 2 Prepared and preserved meat | 30.0          | 17%        | 41%                                  |
| 3 Casings and tripe           | 28.0          | 16%        | 32%                                  |
| 4 Tallow                      | 25.7          | 15%        | 272%                                 |
| 5 Hides and skins             | 21.0          | 12%        | 36%                                  |
| 6 MBM                         | 15.6          | 9%         | 31%                                  |
| 7 Other products              | 19.3          | 11%        | 7%                                   |
| Total                         | 175.1         |            | 48%                                  |

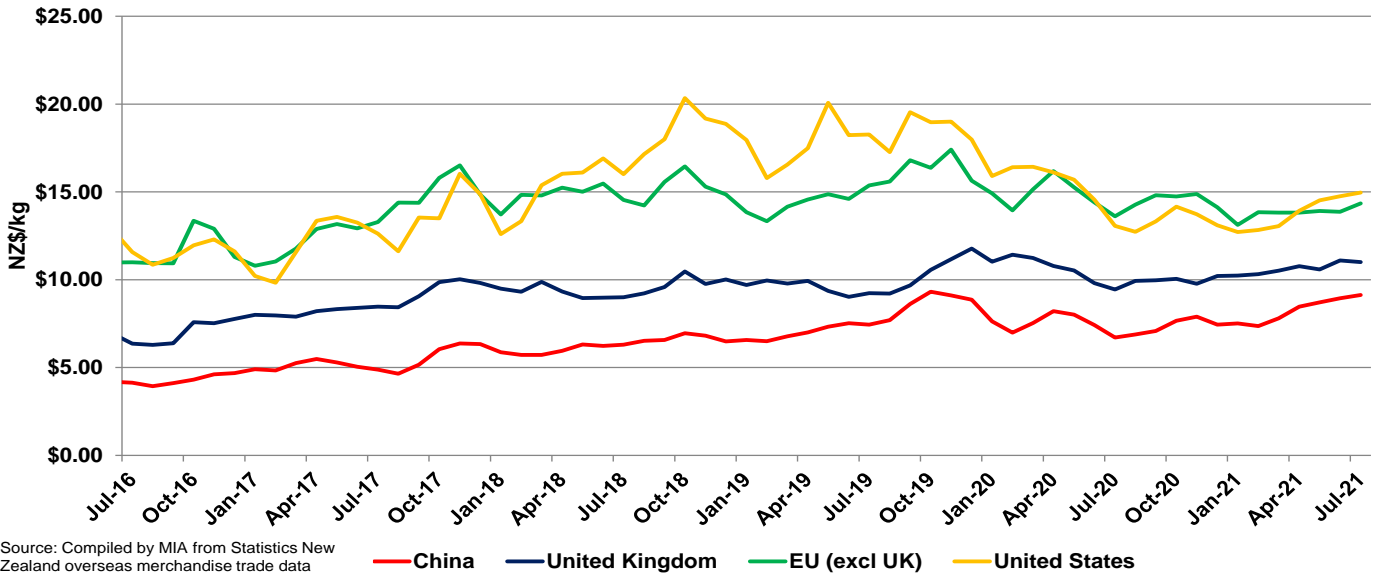
### Top 10 markets for co-products by value, month of July 2021

| Country           | Value (NZ\$m) | % of total | Change from same month previous year |
|-------------------|---------------|------------|--------------------------------------|
| 1 United States   | 43.3          | 25%        | 131%                                 |
| 2 China           | 40.6          | 23%        | 32%                                  |
| 3 Australia       | 16.4          | 9%         | 35%                                  |
| 4 Japan           | 13.2          | 8%         | 106%                                 |
| 5 Indonesia       | 11.8          | 7%         | 69%                                  |
| 6 Italy           | 8.4           | 5%         | 34%                                  |
| 7 Korea           | 7.3           | 4%         | 13%                                  |
| 8 Hong Kong       | 5.4           | 3%         | 199%                                 |
| 9 Taiwan          | 3.5           | 2%         | 8%                                   |
| 10 United Kingdom | 3.1           | 2%         | 49%                                  |
| Other markets     | 22.0          |            |                                      |
| Total             | 175.1         |            | 48%                                  |

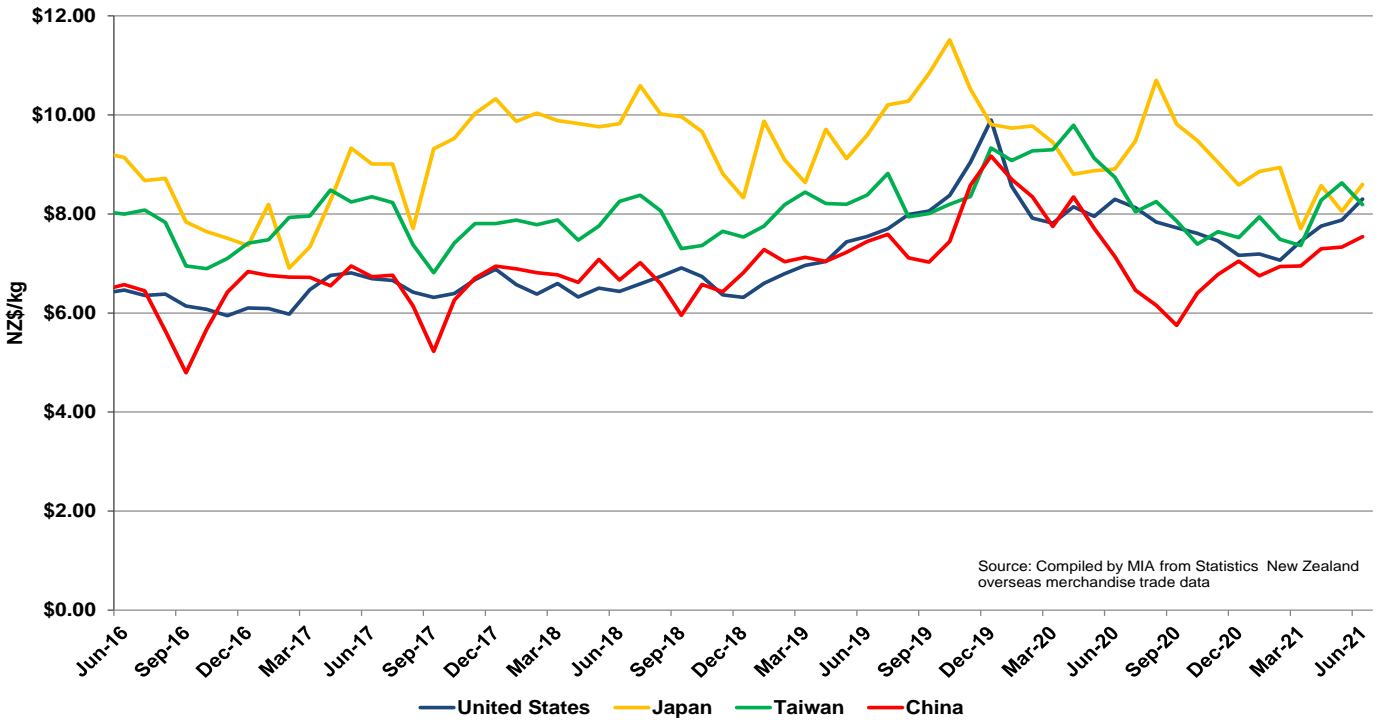
Source: Compiled by MIA from Statistics New Zealand overseas merchandise trade data



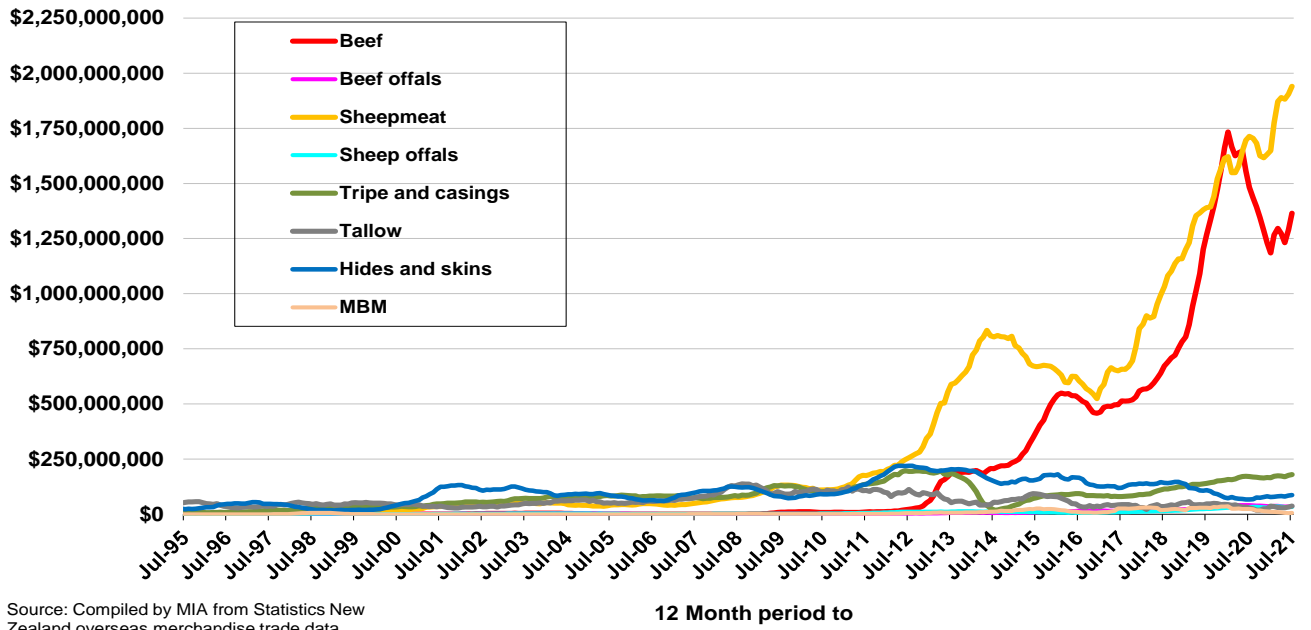
### Sheepmeat, average monthly FOB value (\$/kg) to selected markets



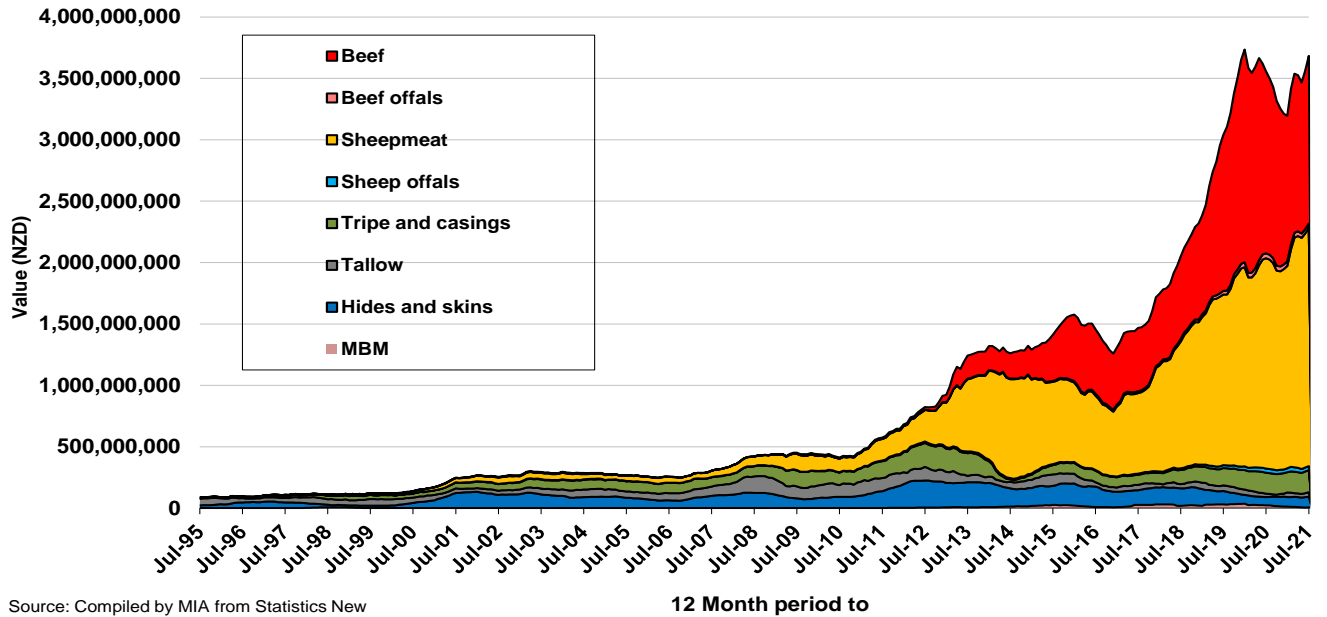
### Beef, average monthly FOB value (\$/kg) to selected markets



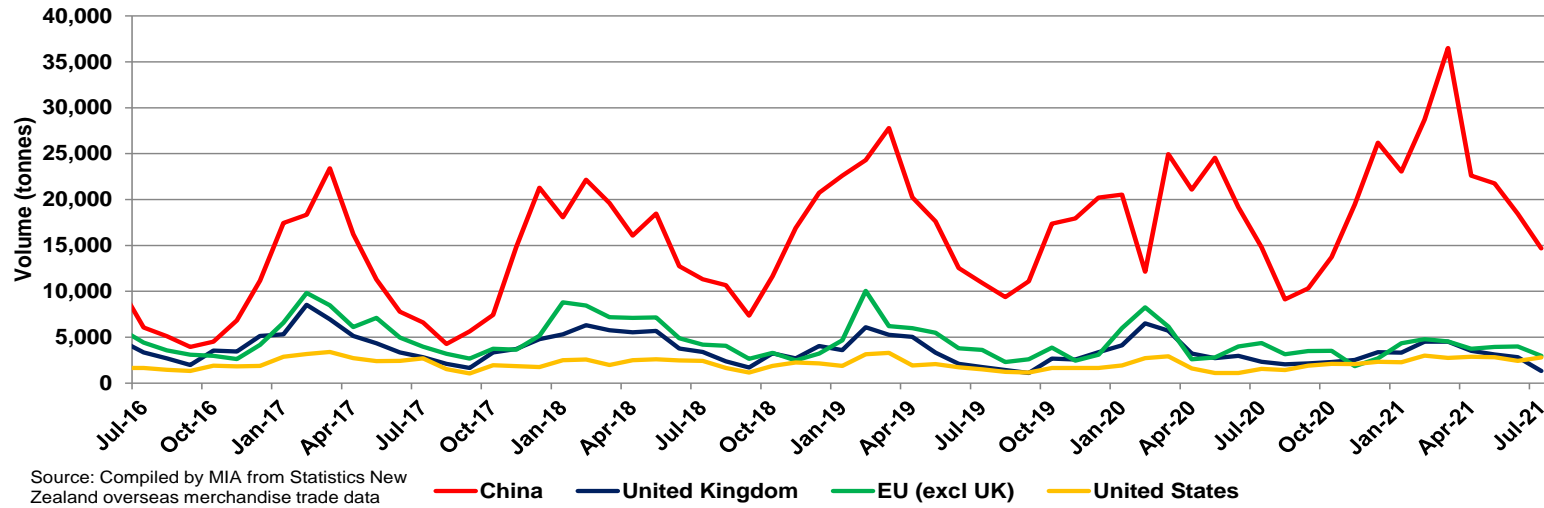
### NZ Meat Industry Exports to China - Rolling 12 Month FOB Value - by Product Type



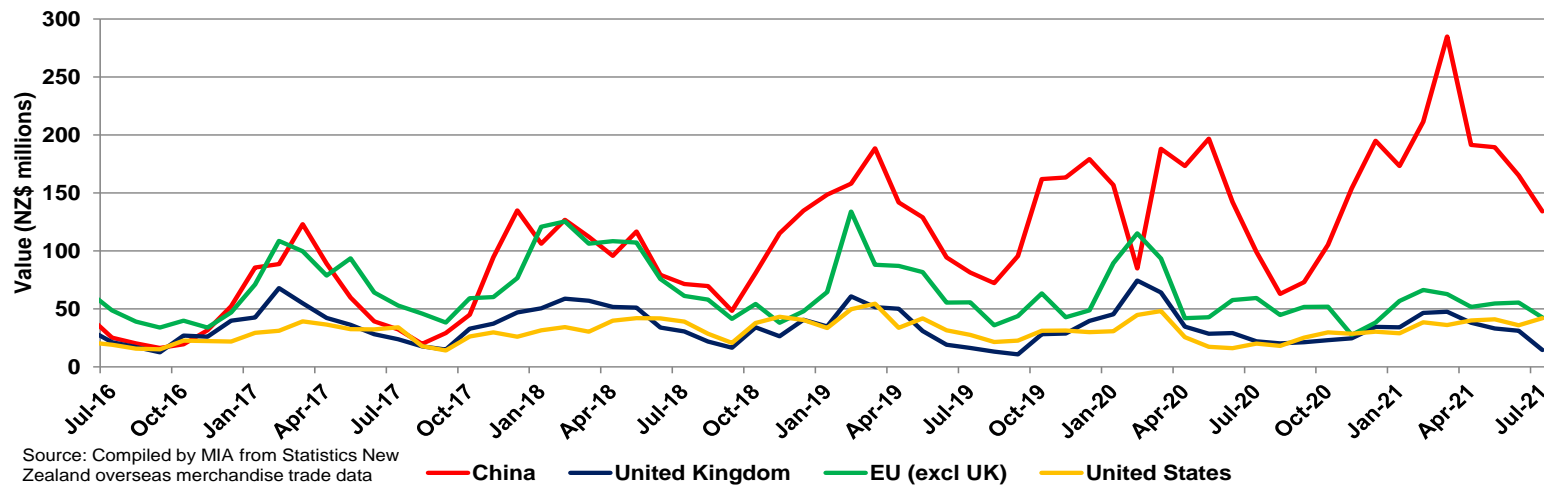
### NZ Meat Industry Exports to China - Rolling 12 Month FOB Value - Combined Value



**Monthly sheepmeat exports to selected markets (by volume),  
July 2016 - July 2021**



**Monthly sheepmeat exports to selected markets (by value),  
July 2016 - July 2021**

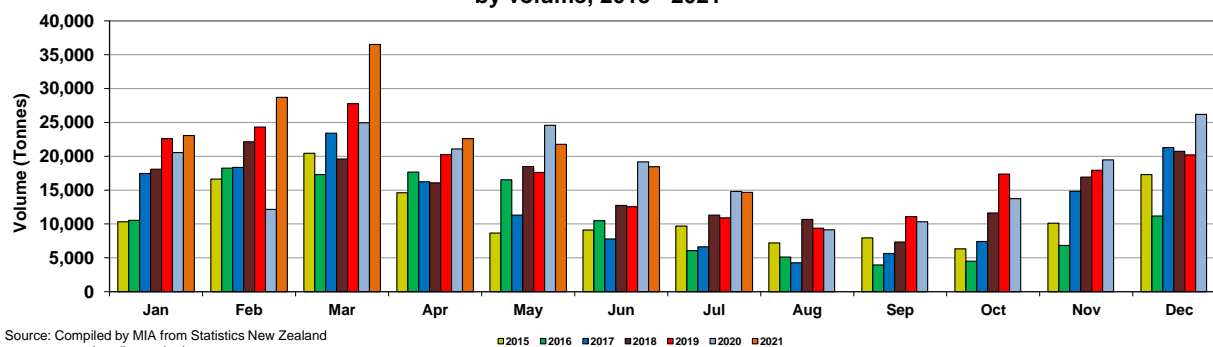


**Monthly exports of sheepmeat and edible offal to China, 2015-2021, by volume  
(Tonnes)**

|                                  | 2015          |               |               |               |               |               |               |               |               |               |               |               |                |
|----------------------------------|---------------|---------------|---------------|---------------|---------------|---------------|---------------|---------------|---------------|---------------|---------------|---------------|----------------|
|                                  | Jan           | Feb           | Mar           | Apr           | May           | Jun           | Jul           | Aug           | Sep           | Oct           | Nov           | Dec           |                |
| Sheepmeat exports                | 10,324        | 16,624        | 20,435        | 14,623        | 8,666         | 9,117         | 9,696         | 7,208         | 7,935         | 6,329         | 10,126        | 17,288        | 138,371        |
| Edible ovine offal               | 168           | 371           | 502           | 366           | 158           | 240           | 224           | 149           | 62            | 110           | 113           | 285           | 2,748          |
| <b>Total (sheepmeat + offal)</b> | <b>10,492</b> | <b>16,995</b> | <b>20,937</b> | <b>14,989</b> | <b>8,824</b>  | <b>9,357</b>  | <b>9,920</b>  | <b>7,357</b>  | <b>7,997</b>  | <b>6,439</b>  | <b>10,239</b> | <b>17,573</b> | <b>141,119</b> |
|                                  | 2016          |               |               |               |               |               |               |               |               |               |               |               |                |
|                                  | Jan           | Feb           | Mar           | Apr           | May           | Jun           | Jul           | Aug           | Sep           | Oct           | Nov           | Dec           |                |
| Sheepmeat exports                | 10,531        | 18,251        | 17,299        | 17,677        | 16,535        | 10,480        | 6,063         | 5,123         | 3,942         | 4,518         | 6,832         | 11,178        | 128,429        |
| Edible ovine offal               | 122           | 218           | 340           | 405           | 238           | 165           | 239           | 105           | 69            | 105           | 111           | 186           | 2,303          |
| <b>Total (sheepmeat + offal)</b> | <b>10,653</b> | <b>18,469</b> | <b>17,639</b> | <b>18,082</b> | <b>16,773</b> | <b>10,645</b> | <b>6,302</b>  | <b>5,228</b>  | <b>4,011</b>  | <b>4,623</b>  | <b>6,943</b>  | <b>11,364</b> | <b>130,732</b> |
|                                  | 2017          |               |               |               |               |               |               |               |               |               |               |               |                |
|                                  | Jan           | Feb           | Mar           | Apr           | May           | Jun           | Jul           | Aug           | Sep           | Oct           | Nov           | Dec           |                |
| Sheepmeat exports                | 17,457        | 18,346        | 23,409        | 16,235        | 11,306        | 7,793         | 6,616         | 4,279         | 5,639         | 7,422         | 14,835        | 21,293        | 154,630        |
| Edible ovine offal               | 290           | 359           | 378           | 345           | 384           | 274           | 255           | 109           | 119           | 108           | 266           | 267           | 3,154          |
| <b>Total (sheepmeat + offal)</b> | <b>17,747</b> | <b>18,705</b> | <b>23,787</b> | <b>16,580</b> | <b>11,690</b> | <b>8,067</b>  | <b>6,871</b>  | <b>4,388</b>  | <b>5,758</b>  | <b>7,530</b>  | <b>15,101</b> | <b>21,560</b> | <b>157,784</b> |
|                                  | 2018          |               |               |               |               |               |               |               |               |               |               |               |                |
|                                  | Jan           | Feb           | Mar           | Apr           | May           | Jun           | Jul           | Aug           | Sep           | Oct           | Nov           | Dec           |                |
| Sheepmeat exports                | 18,075        | 22,151        | 19,605        | 16,069        | 18,478        | 12,733        | 11,322        | 10,680        | 7,348         | 11,635        | 16,910        | 20,741        | 185,747        |
| Edible ovine offal               | 167           | 348           | 365           | 363           | 380           | 355           | 246           | 237           | 113           | 203           | 252           | 333           | 3,362          |
| <b>Total (sheepmeat + offal)</b> | <b>18,242</b> | <b>22,499</b> | <b>19,970</b> | <b>16,432</b> | <b>18,858</b> | <b>13,088</b> | <b>11,568</b> | <b>10,917</b> | <b>7,461</b>  | <b>11,838</b> | <b>17,162</b> | <b>21,074</b> | <b>189,109</b> |
|                                  | 2019          |               |               |               |               |               |               |               |               |               |               |               |                |
|                                  | Jan           | Feb           | Mar           | Apr           | May           | Jun           | Jul           | Aug           | Sep           | Oct           | Nov           | Dec           |                |
| Sheepmeat exports                | 22,615        | 24,311        | 27,790        | 20,251        | 17,621        | 12,542        | 10,924        | 9,372         | 11,096        | 17,379        | 17,940        | 20,214        | 212,055        |
| Edible ovine offal               | 373           | 480           | 531           | 345           | 452           | 226           | 233           | 208           | 237           | 255           | 331           | 399           | 4,070          |
| <b>Total (sheepmeat + offal)</b> | <b>22,988</b> | <b>24,791</b> | <b>28,321</b> | <b>20,596</b> | <b>18,073</b> | <b>12,768</b> | <b>11,157</b> | <b>9,580</b>  | <b>11,333</b> | <b>17,634</b> | <b>18,271</b> | <b>20,613</b> | <b>216,125</b> |
|                                  | 2020          |               |               |               |               |               |               |               |               |               |               |               |                |
|                                  | Jan           | Feb           | Mar           | Apr           | May           | Jun           | Jul           | Aug           | Sep           | Oct           | Nov           | Dec           |                |
| Sheepmeat exports                | 20,544        | 12,145        | 24,954        | 21,091        | 24,563        | 19,163        | 14,796        | 9,130         | 10,323        | 13,734        | 19,468        | 26,186        | 216,097        |
| Edible ovine offal               | 456           | 352           | 537           | 450           | 383           | 357           | 208           | 504           | 183           | 201           | 217           | 242           | 4,090          |
| <b>Total (sheepmeat + offal)</b> | <b>21,000</b> | <b>12,497</b> | <b>25,491</b> | <b>21,541</b> | <b>24,946</b> | <b>19,520</b> | <b>15,004</b> | <b>9,634</b>  | <b>10,506</b> | <b>13,935</b> | <b>19,685</b> | <b>26,428</b> | <b>220,187</b> |
|                                  | 2021          |               |               |               |               |               |               |               |               |               |               |               |                |
|                                  | Jan           | Feb           | Mar           | Apr           | May           | Jun           | Jul           | Aug           | Sep           | Oct           | Nov           | Dec           |                |
| Sheepmeat exports                | 23,062        | 28,700        | 36,515        | 22,614        | 21,755        | 18,448        | 14,685        |               |               |               |               |               | 165,779        |
| Edible ovine offal               | 741           | 1,444         | 441           | 249           | 203           | 270           | 188           |               |               |               |               |               | 3,536          |
| <b>Total (sheepmeat + offal)</b> | <b>23,803</b> | <b>30,144</b> | <b>36,956</b> | <b>22,863</b> | <b>21,958</b> | <b>18,718</b> | <b>14,873</b> |               |               |               |               |               | <b>169,315</b> |

Source: Compiled by MIA from Statistics New Zealand overseas merchandise trade data

**Monthly exports of sheepmeat to China,  
by volume, 2015 - 2021**



Source: Compiled by MIA from Statistics New Zealand overseas merchandise trade data

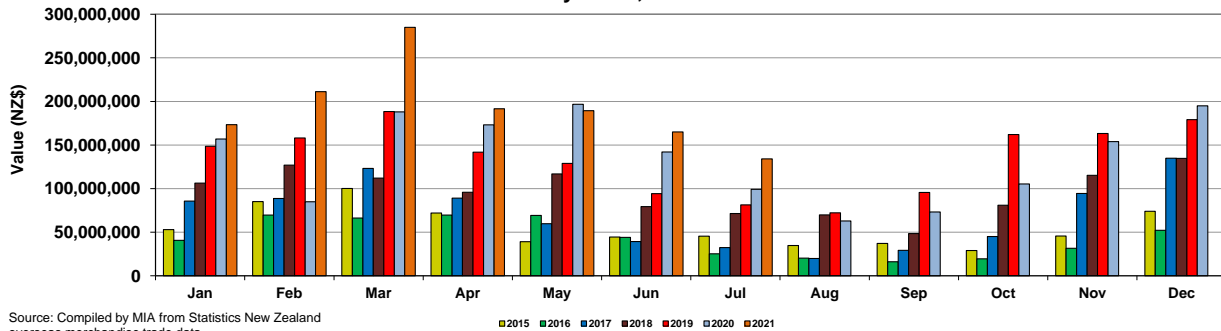
■ 2015 ■ 2016 ■ 2017 ■ 2018 ■ 2019 ■ 2020 ■ 2021

Monthly exports of sheepmeat and edible offal to China, 2015-2021, by value (NZ\$)

|                                  | 2015               |                    |                    |                    |                    |                    |                    |                   |                   |                    |                    |                    |                      |
|----------------------------------|--------------------|--------------------|--------------------|--------------------|--------------------|--------------------|--------------------|-------------------|-------------------|--------------------|--------------------|--------------------|----------------------|
|                                  | Jan                | Feb                | Mar                | Apr                | May                | Jun                | Jul                | Aug               | Sep               | Oct                | Nov                | Dec                |                      |
| Sheepmeat exports                | 53,017,245         | 85,086,858         | 100,103,537        | 71,903,570         | 39,175,817         | 44,498,347         | 45,375,867         | 34,689,202        | 37,122,518        | 28,921,195         | 45,666,958         | 73,977,490         | 659,538,604          |
| Edible ovine offal               | 475,518            | 973,339            | 1,323,936          | 1,225,932          | 527,521            | 875,099            | 656,374            | 423,922           | 240,419           | 294,026            | 275,514            | 685,430            | 7,977,030            |
| <b>Total (sheepmeat + offal)</b> | <b>53,492,763</b>  | <b>86,060,197</b>  | <b>101,427,473</b> | <b>73,129,502</b>  | <b>39,703,338</b>  | <b>45,373,446</b>  | <b>46,032,241</b>  | <b>35,113,124</b> | <b>37,362,937</b> | <b>29,215,221</b>  | <b>45,942,472</b>  | <b>74,662,920</b>  | <b>667,515,634</b>   |
|                                  | 2016               |                    |                    |                    |                    |                    |                    |                   |                   |                    |                    |                    |                      |
|                                  | Jan                | Feb                | Mar                | Apr                | May                | Jun                | Jul                | Aug               | Sep               | Oct                | Nov                | Dec                |                      |
| Sheepmeat exports                | 40,574,416         | 69,590,695         | 66,263,969         | 69,579,648         | 69,198,309         | 43,943,471         | 25,124,034         | 20,167,198        | 16,162,483        | 19,514,148         | 31,471,906         | 52,259,796         | 523,850,073          |
| Edible ovine offal               | 266,672            | 571,412            | 819,513            | 1,023,607          | 735,899            | 505,984            | 777,176            | 328,894           | 203,295           | 302,478            | 279,851            | 503,819            | 6,318,600            |
| <b>Total (sheepmeat + offal)</b> | <b>40,841,088</b>  | <b>70,162,107</b>  | <b>67,083,482</b>  | <b>70,603,255</b>  | <b>69,934,208</b>  | <b>44,449,455</b>  | <b>25,901,210</b>  | <b>20,496,092</b> | <b>16,365,778</b> | <b>19,816,626</b>  | <b>31,751,757</b>  | <b>52,763,615</b>  | <b>530,168,673</b>   |
|                                  | 2017               |                    |                    |                    |                    |                    |                    |                   |                   |                    |                    |                    |                      |
|                                  | Jan                | Feb                | Mar                | Apr                | May                | Jun                | Jul                | Aug               | Sep               | Oct                | Nov                | Dec                |                      |
| Sheepmeat exports                | 85,705,684         | 88,693,621         | 123,092,384        | 88,996,014         | 59,796,284         | 39,313,577         | 32,278,958         | 19,941,645        | 29,144,189        | 44,944,438         | 94,468,142         | 134,789,913        | 841,164,849          |
| Edible ovine offal               | 869,019            | 1,075,500          | 1,285,046          | 1,194,955          | 1,542,762          | 956,166            | 1,026,868          | 420,205           | 485,882           | 484,907            | 1,136,591          | 1,229,986          | 11,707,887           |
| <b>Total (sheepmeat + offal)</b> | <b>86,574,703</b>  | <b>89,769,121</b>  | <b>124,377,430</b> | <b>90,190,969</b>  | <b>61,339,046</b>  | <b>40,269,743</b>  | <b>33,305,826</b>  | <b>20,361,850</b> | <b>29,630,071</b> | <b>45,429,345</b>  | <b>95,604,733</b>  | <b>136,019,899</b> | <b>852,872,736</b>   |
|                                  | 2018               |                    |                    |                    |                    |                    |                    |                   |                   |                    |                    |                    |                      |
|                                  | Jan                | Feb                | Mar                | Apr                | May                | Jun                | Jul                | Aug               | Sep               | Oct                | Nov                | Dec                |                      |
| Sheepmeat exports                | 106,218,477        | 126,845,603        | 112,156,078        | 95,734,172         | 116,737,324        | 79,404,186         | 71,404,856         | 69,744,003        | 48,318,086        | 80,865,635         | 115,247,392        | 134,571,047        | 1,157,246,859        |
| Edible ovine offal               | 704,259            | 1,538,908          | 1,711,745          | 1,723,856          | 1,956,429          | 1,707,207          | 1,244,865          | 1,362,371         | 520,936           | 1,118,175          | 1,346,648          | 1,875,531          | 16,810,930           |
| <b>Total (sheepmeat + offal)</b> | <b>106,922,736</b> | <b>128,384,511</b> | <b>113,867,823</b> | <b>97,458,028</b>  | <b>118,693,753</b> | <b>81,111,393</b>  | <b>72,649,721</b>  | <b>71,106,374</b> | <b>48,839,022</b> | <b>81,983,810</b>  | <b>116,594,040</b> | <b>136,446,578</b> | <b>1,174,057,789</b> |
|                                  | 2019               |                    |                    |                    |                    |                    |                    |                   |                   |                    |                    |                    |                      |
|                                  | Jan                | Feb                | Mar                | Apr                | May                | Jun                | Jul                | Aug               | Sep               | Oct                | Nov                | Dec                |                      |
| Sheepmeat exports                | 148,626,043        | 158,037,093        | 188,461,942        | 141,820,803        | 128,953,292        | 94,290,809         | 81,270,201         | 72,199,631        | 95,557,870        | 161,994,013        | 163,266,001        | 179,083,142        | 1,613,560,840        |
| Edible ovine offal               | 1,969,715          | 2,800,705          | 3,343,806          | 2,303,789          | 3,362,667          | 1,707,567          | 1,727,612          | 1,677,678         | 1,906,473         | 2,046,988          | 2,732,965          | 2,885,299          | 28,465,264           |
| <b>Total (sheepmeat + offal)</b> | <b>150,595,758</b> | <b>160,837,798</b> | <b>191,805,748</b> | <b>144,124,592</b> | <b>132,315,959</b> | <b>95,998,376</b>  | <b>82,997,813</b>  | <b>73,877,309</b> | <b>97,464,343</b> | <b>164,041,001</b> | <b>165,998,966</b> | <b>181,968,441</b> | <b>1,642,026,104</b> |
|                                  | 2020               |                    |                    |                    |                    |                    |                    |                   |                   |                    |                    |                    |                      |
|                                  | Jan                | Feb                | Mar                | Apr                | May                | Jun                | Jul                | Aug               | Sep               | Oct                | Nov                | Dec                |                      |
| Sheepmeat exports                | 156,840,290        | 84,883,357         | 188,062,067        | 173,230,319        | 196,704,607        | 142,062,236        | 99,227,092         | 62,935,871        | 73,139,755        | 105,323,936        | 153,810,069        | 194,856,364        | 1,631,075,963        |
| Edible ovine offal               | 3,268,281          | 2,510,748          | 4,378,835          | 3,869,877          | 3,240,451          | 2,481,945          | 1,421,532          | 3,359,096         | 1,307,824         | 1,453,819          | 1,625,128          | 1,726,421          | 30,643,957           |
| <b>Total (sheepmeat + offal)</b> | <b>160,108,571</b> | <b>87,394,105</b>  | <b>192,440,902</b> | <b>177,100,196</b> | <b>199,945,058</b> | <b>144,544,181</b> | <b>100,648,624</b> | <b>66,294,967</b> | <b>74,447,579</b> | <b>106,777,755</b> | <b>155,435,197</b> | <b>196,582,785</b> | <b>1,661,719,920</b> |
|                                  | 2021               |                    |                    |                    |                    |                    |                    |                   |                   |                    |                    |                    |                      |
|                                  | Jan                | Feb                | Mar                | Apr                | May                | Jun                | Jul                | Aug               | Sep               | Oct                | Nov                | Dec                |                      |
| Sheepmeat exports                | 173,252,930        | 211,306,737        | 284,890,705        | 191,531,036        | 189,393,629        | 165,064,168        | 134,107,744        |                   |                   |                    |                    |                    | 1,349,546,949        |
| Edible ovine offal               | 4,211,755          | 8,235,202          | 3,375,160          | 1,984,079          | 1,751,387          | 2,359,338          | 1,642,330          |                   |                   |                    |                    |                    | 23,559,251           |
| <b>Total (sheepmeat + offal)</b> | <b>177,464,685</b> | <b>219,541,939</b> | <b>288,265,865</b> | <b>193,515,115</b> | <b>191,145,016</b> | <b>167,423,506</b> | <b>135,750,074</b> |                   |                   |                    |                    |                    | <b>1,373,106,200</b> |

Source: Compiled by MIA from Statistics New Zealand overseas merchandise trade data

Monthly exports of sheepmeat to China, by value, 2015 - 2021



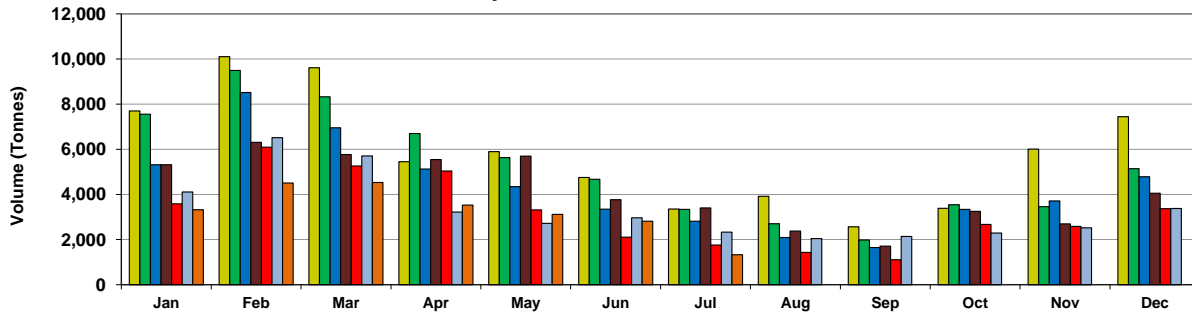
Source: Compiled by MIA from Statistics New Zealand overseas merchandise trade data

**Monthly exports of sheepmeat and edible offal to the UK, 2015-2021, by volume  
(Tonnes)**

|                                  | 2015         |               |               |              |              |              |              |              |              |              |              |              |               |
|----------------------------------|--------------|---------------|---------------|--------------|--------------|--------------|--------------|--------------|--------------|--------------|--------------|--------------|---------------|
|                                  | Jan          | Feb           | Mar           | Apr          | May          | Jun          | Jul          | Aug          | Sep          | Oct          | Nov          | Dec          |               |
| Sheepmeat exports                | 7,700        | 10,106        | 9,609         | 5,449        | 5,895        | 4,750        | 3,353        | 3,916        | 2,566        | 3,387        | 6,004        | 7,444        | 70,179        |
| Edible ovine offal               | 487          | 825           | 1,032         | 791          | 545          | 674          | 411          | 258          | 272          | 285          | 543          | 544          | 6,667         |
| <b>Total (sheepmeat + offal)</b> | <b>8,187</b> | <b>10,931</b> | <b>10,641</b> | <b>6,240</b> | <b>6,440</b> | <b>5,424</b> | <b>3,764</b> | <b>4,174</b> | <b>2,838</b> | <b>3,672</b> | <b>6,547</b> | <b>7,988</b> | <b>76,846</b> |
|                                  | 2016         |               |               |              |              |              |              |              |              |              |              |              |               |
|                                  | Jan          | Feb           | Mar           | Apr          | May          | Jun          | Jul          | Aug          | Sep          | Oct          | Nov          | Dec          |               |
| Sheepmeat exports                | 7,554        | 9,496         | 8,323         | 6,694        | 5,636        | 4,673        | 3,336        | 2,701        | 1,976        | 3,546        | 3,457        | 5,137        | 62,529        |
| Edible ovine offal               | 785          | 1,156         | 965           | 911          | 673          | 584          | 382          | 301          | 256          | 266          | 262          | 302          | 6,843         |
| <b>Total (sheepmeat + offal)</b> | <b>8,339</b> | <b>10,652</b> | <b>9,288</b>  | <b>7,605</b> | <b>6,309</b> | <b>5,257</b> | <b>3,718</b> | <b>3,002</b> | <b>2,232</b> | <b>3,812</b> | <b>3,719</b> | <b>5,439</b> | <b>69,372</b> |
|                                  | 2017         |               |               |              |              |              |              |              |              |              |              |              |               |
|                                  | Jan          | Feb           | Mar           | Apr          | May          | Jun          | Jul          | Aug          | Sep          | Oct          | Nov          | Dec          |               |
| Sheepmeat exports                | 5,315        | 8,518         | 6,955         | 5,128        | 4,348        | 3,348        | 2,810        | 2,087        | 1,644        | 3,335        | 3,710        | 4,785        | 51,983        |
| Edible ovine offal               | 551          | 930           | 886           | 655          | 528          | 378          | 382          | 318          | 287          | 355          | 551          | 669          | 6,490         |
| <b>Total (sheepmeat + offal)</b> | <b>5,866</b> | <b>9,448</b>  | <b>7,841</b>  | <b>5,783</b> | <b>4,876</b> | <b>3,726</b> | <b>3,192</b> | <b>2,405</b> | <b>1,931</b> | <b>3,690</b> | <b>4,261</b> | <b>5,454</b> | <b>58,473</b> |
|                                  | 2018         |               |               |              |              |              |              |              |              |              |              |              |               |
|                                  | Jan          | Feb           | Mar           | Apr          | May          | Jun          | Jul          | Aug          | Sep          | Oct          | Nov          | Dec          |               |
| Sheepmeat exports                | 5,312        | 6,310         | 5,769         | 5,544        | 5,696        | 3,765        | 3,400        | 2,373        | 1,711        | 3,249        | 2,696        | 4,054        | 49,879        |
| Edible ovine offal               | 477          | 692           | 500           | 709          | 717          | 492          | 335          | 279          | 238          | 373          | 348          | 455          | 5,615         |
| <b>Total (sheepmeat + offal)</b> | <b>5,789</b> | <b>7,002</b>  | <b>6,269</b>  | <b>6,253</b> | <b>6,413</b> | <b>4,257</b> | <b>3,735</b> | <b>2,652</b> | <b>1,949</b> | <b>3,622</b> | <b>3,044</b> | <b>4,509</b> | <b>55,494</b> |
|                                  | 2019         |               |               |              |              |              |              |              |              |              |              |              |               |
|                                  | Jan          | Feb           | Mar           | Apr          | May          | Jun          | Jul          | Aug          | Sep          | Oct          | Nov          | Dec          |               |
| Sheepmeat exports                | 3,586        | 6,096         | 5,263         | 5,036        | 3,310        | 2,104        | 1,754        | 1,433        | 1,106        | 2,670        | 2,580        | 3,371        | 38,309        |
| Edible ovine offal               | 936          | 797           | 712           | 566          | 425          | 378          | 341          | 321          | 242          | 289          | 327          | 442          | 5,776         |
| <b>Total (sheepmeat + offal)</b> | <b>4,522</b> | <b>6,893</b>  | <b>5,975</b>  | <b>5,602</b> | <b>3,735</b> | <b>2,482</b> | <b>2,095</b> | <b>1,754</b> | <b>1,348</b> | <b>2,959</b> | <b>2,907</b> | <b>3,813</b> | <b>44,085</b> |
|                                  | 2020         |               |               |              |              |              |              |              |              |              |              |              |               |
|                                  | Jan          | Feb           | Mar           | Apr          | May          | Jun          | Jul          | Aug          | Sep          | Oct          | Nov          | Dec          |               |
| Sheepmeat exports                | 4,108        | 6,513         | 5,704         | 3,219        | 2,718        | 2,966        | 2,329        | 2,044        | 2,137        | 2,288        | 2,517        | 3,379        | 39,922        |
| Edible ovine offal               | 490          | 719           | 669           | 640          | 370          | 386          | 327          | 395          | 197          | 300          | 376          | 635          | 5,504         |
| <b>Total (sheepmeat + offal)</b> | <b>4,598</b> | <b>7,232</b>  | <b>6,373</b>  | <b>3,859</b> | <b>3,088</b> | <b>3,352</b> | <b>2,656</b> | <b>2,439</b> | <b>2,334</b> | <b>2,588</b> | <b>2,893</b> | <b>4,014</b> | <b>45,426</b> |
|                                  | 2021         |               |               |              |              |              |              |              |              |              |              |              |               |
|                                  | Jan          | Feb           | Mar           | Apr          | May          | Jun          | Jul          | Aug          | Sep          | Oct          | Nov          | Dec          |               |
| Sheepmeat exports                | 3,321        | 4,505         | 4,526         | 3,528        | 3,117        | 2,812        | 1,327        |              |              |              |              |              | 23,136        |
| Edible ovine offal               | 454          | 723           | 732           | 596          | 358          | 390          | 335          |              |              |              |              |              | 3,588         |
| <b>Total (sheepmeat + offal)</b> | <b>3,775</b> | <b>5,228</b>  | <b>5,258</b>  | <b>4,124</b> | <b>3,475</b> | <b>3,202</b> | <b>1,662</b> |              |              |              |              |              | <b>26,724</b> |

Source: Compiled by MIA from Statistics New Zealand overseas merchandise trade data

**Monthly exports of sheepmeat to the UK,  
by volume, 2015 - 2021**



Source: Compiled by MIA from Statistics New Zealand overseas merchandise trade data

■ 2015 ■ 2016 ■ 2017 ■ 2018 ■ 2019 ■ 2020 ■ 2021

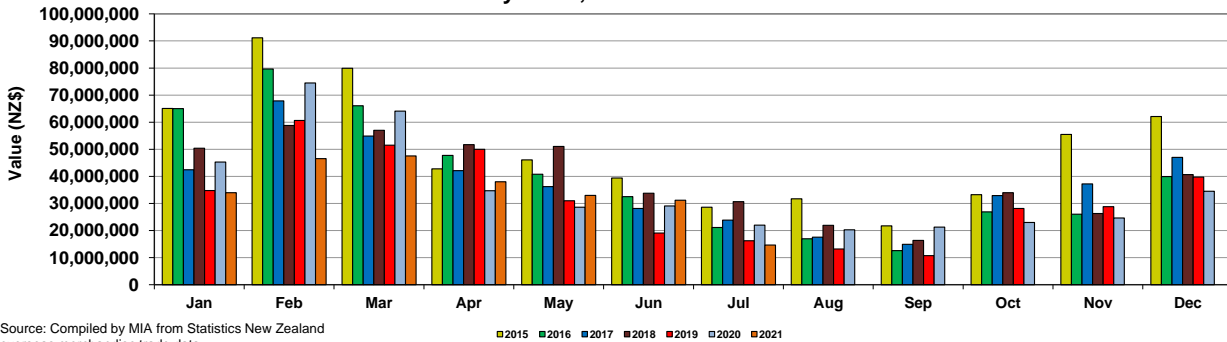


**Monthly exports of sheepmeat and edible offal to the UK, 2015-2021, by value (NZ\$)**

|                                  | 2015              |                   |                   |                   |                   |                   |                   |                   |                   |                   |                   |                   |                    |
|----------------------------------|-------------------|-------------------|-------------------|-------------------|-------------------|-------------------|-------------------|-------------------|-------------------|-------------------|-------------------|-------------------|--------------------|
|                                  | Jan               | Feb               | Mar               | Apr               | May               | Jun               | Jul               | Aug               | Sep               | Oct               | Nov               | Dec               |                    |
| Sheepmeat exports                | 65,075,268        | 91,149,488        | 79,916,460        | 42,793,017        | 46,103,123        | 39,413,950        | 28,615,757        | 31,732,972        | 21,730,043        | 33,264,358        | 55,457,610        | 62,109,425        | <b>597,361,471</b> |
| Edible ovine offal               | 1,548,374         | 2,904,327         | 3,289,417         | 2,636,828         | 1,671,560         | 2,025,431         | 1,507,264         | 939,691           | 1,065,322         | 802,396           | 1,904,289         | 1,809,764         | <b>22,104,663</b>  |
| <b>Total (sheepmeat + offal)</b> | <b>66,623,642</b> | <b>94,053,815</b> | <b>83,205,877</b> | <b>45,429,845</b> | <b>47,774,683</b> | <b>41,439,381</b> | <b>30,123,021</b> | <b>32,672,663</b> | <b>22,795,365</b> | <b>34,066,754</b> | <b>57,361,899</b> | <b>63,919,189</b> | <b>619,466,134</b> |
|                                  | 2016              |                   |                   |                   |                   |                   |                   |                   |                   |                   |                   |                   |                    |
|                                  | Jan               | Feb               | Mar               | Apr               | May               | Jun               | Jul               | Aug               | Sep               | Oct               | Nov               | Dec               |                    |
| Sheepmeat exports                | 65,018,714        | 79,656,183        | 66,045,593        | 47,714,121        | 40,756,345        | 32,483,109        | 21,154,851        | 16,956,072        | 12,613,817        | 26,898,078        | 26,005,976        | 39,936,952        | <b>475,239,811</b> |
| Edible ovine offal               | 2,061,289         | 3,893,588         | 2,385,430         | 2,692,124         | 2,202,626         | 1,614,299         | 1,002,806         | 846,177           | 658,364           | 591,435           | 734,763           | 787,650           | <b>19,470,551</b>  |
| <b>Total (sheepmeat + offal)</b> | <b>67,080,003</b> | <b>83,549,771</b> | <b>68,431,023</b> | <b>50,406,245</b> | <b>42,958,971</b> | <b>34,097,408</b> | <b>22,157,657</b> | <b>17,802,249</b> | <b>13,272,181</b> | <b>27,489,513</b> | <b>26,740,739</b> | <b>40,724,602</b> | <b>494,710,362</b> |
|                                  | 2017              |                   |                   |                   |                   |                   |                   |                   |                   |                   |                   |                   |                    |
|                                  | Jan               | Feb               | Mar               | Apr               | May               | Jun               | Jul               | Aug               | Sep               | Oct               | Nov               | Dec               |                    |
| Sheepmeat exports                | 42,463,009        | 67,877,662        | 54,909,925        | 42,087,495        | 36,210,709        | 28,128,299        | 23,809,194        | 17,584,773        | 14,879,137        | 32,941,074        | 37,217,773        | 47,018,419        | <b>445,127,469</b> |
| Edible ovine offal               | 1,688,953         | 2,354,523         | 2,286,727         | 1,746,816         | 1,367,482         | 909,548           | 903,903           | 587,507           | 584,647           | 634,213           | 1,310,310         | 1,885,252         | <b>16,259,881</b>  |
| <b>Total (sheepmeat + offal)</b> | <b>44,151,962</b> | <b>70,232,185</b> | <b>57,196,652</b> | <b>43,834,311</b> | <b>37,578,191</b> | <b>29,037,847</b> | <b>24,713,097</b> | <b>18,172,280</b> | <b>15,463,784</b> | <b>33,575,287</b> | <b>38,528,083</b> | <b>48,903,671</b> | <b>461,387,350</b> |
|                                  | 2018              |                   |                   |                   |                   |                   |                   |                   |                   |                   |                   |                   |                    |
|                                  | Jan               | Feb               | Mar               | Apr               | May               | Jun               | Jul               | Aug               | Sep               | Oct               | Nov               | Dec               |                    |
| Sheepmeat exports                | 50,381,216        | 58,755,820        | 56,995,198        | 51,695,268        | 51,045,581        | 33,769,394        | 30,644,872        | 21,926,236        | 16,387,545        | 33,988,830        | 26,278,002        | 40,628,302        | <b>472,496,264</b> |
| Edible ovine offal               | 1,451,506         | 2,434,072         | 1,821,501         | 2,426,849         | 2,150,692         | 1,641,703         | 1,097,957         | 985,015           | 692,347           | 1,207,183         | 1,296,495         | 1,579,244         | <b>18,784,564</b>  |
| <b>Total (sheepmeat + offal)</b> | <b>51,832,722</b> | <b>61,189,892</b> | <b>58,816,699</b> | <b>54,122,117</b> | <b>53,196,273</b> | <b>35,411,097</b> | <b>31,742,829</b> | <b>22,911,251</b> | <b>17,079,892</b> | <b>35,196,013</b> | <b>27,574,497</b> | <b>42,207,546</b> | <b>491,280,828</b> |
|                                  | 2019              |                   |                   |                   |                   |                   |                   |                   |                   |                   |                   |                   |                    |
|                                  | Jan               | Feb               | Mar               | Apr               | May               | Jun               | Jul               | Aug               | Sep               | Oct               | Nov               | Dec               |                    |
| Sheepmeat exports                | 34,782,836        | 60,672,297        | 51,532,899        | 49,974,853        | 31,009,576        | 19,044,281        | 16,220,100        | 13,204,616        | 10,716,261        | 28,162,349        | 28,799,103        | 39,694,027        | <b>383,813,198</b> |
| Edible ovine offal               | 3,115,290         | 3,080,866         | 3,034,731         | 2,411,953         | 1,782,885         | 1,578,724         | 1,209,723         | 1,138,044         | 1,053,199         | 987,135           | 1,347,764         | 1,766,064         | <b>22,506,378</b>  |
| <b>Total (sheepmeat + offal)</b> | <b>37,898,126</b> | <b>63,753,163</b> | <b>54,567,630</b> | <b>52,386,806</b> | <b>32,792,461</b> | <b>20,623,005</b> | <b>17,429,823</b> | <b>14,342,660</b> | <b>11,769,460</b> | <b>29,149,484</b> | <b>30,146,867</b> | <b>41,460,091</b> | <b>406,319,576</b> |
|                                  | 2020              |                   |                   |                   |                   |                   |                   |                   |                   |                   |                   |                   |                    |
|                                  | Jan               | Feb               | Mar               | Apr               | May               | Jun               | Jul               | Aug               | Sep               | Oct               | Nov               | Dec               |                    |
| Sheepmeat exports                | 45,282,473        | 74,445,783        | 64,116,022        | 34,677,612        | 28,582,332        | 29,102,955        | 21,999,798        | 20,286,346        | 21,280,133        | 22,987,215        | 24,645,542        | 34,470,362        | <b>421,876,573</b> |
| Edible ovine offal               | 1,972,411         | 3,206,631         | 2,840,906         | 2,766,336         | 1,474,092         | 1,484,633         | 1,565,014         | 1,778,441         | 751,214           | 1,329,196         | 1,244,503         | 2,350,039         | <b>22,763,416</b>  |
| <b>Total (sheepmeat + offal)</b> | <b>47,254,884</b> | <b>77,652,414</b> | <b>66,956,928</b> | <b>37,443,948</b> | <b>30,056,424</b> | <b>30,587,588</b> | <b>23,564,812</b> | <b>22,064,787</b> | <b>22,031,347</b> | <b>24,316,411</b> | <b>25,890,045</b> | <b>36,820,401</b> | <b>444,639,989</b> |
|                                  | 2021              |                   |                   |                   |                   |                   |                   |                   |                   |                   |                   |                   |                    |
|                                  | Jan               | Feb               | Mar               | Apr               | May               | Jun               | Jul               | Aug               | Sep               | Oct               | Nov               | Dec               |                    |
| Sheepmeat exports                | 33,967,870        | 46,526,756        | 47,554,931        | 37,990,981        | 32,972,650        | 31,192,473        | 14,627,249        |                   |                   |                   |                   |                   | <b>244,832,910</b> |
| Edible ovine offal               | 2,259,585         | 2,532,530         | 2,824,786         | 2,536,709         | 1,712,003         | 2,039,044         | 1,756,245         |                   |                   |                   |                   |                   | <b>15,660,902</b>  |
| <b>Total (sheepmeat + offal)</b> | <b>36,227,455</b> | <b>49,059,286</b> | <b>50,379,717</b> | <b>40,527,690</b> | <b>34,684,653</b> | <b>33,231,517</b> | <b>16,383,494</b> |                   |                   |                   |                   |                   | <b>260,493,812</b> |

Source: Compiled by MIA from Statistics New Zealand overseas merchandise trade data

**Monthly exports of sheepmeat to the UK, by value, 2015 - 2021**



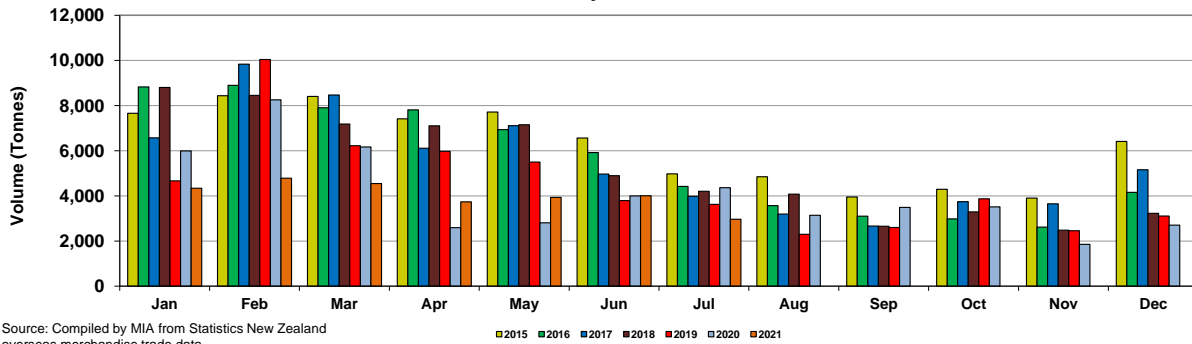
Source: Compiled by MIA from Statistics New Zealand overseas merchandise trade data

**Monthly exports of sheepmeat and edible offal to the European Union (excluding UK), 2015-2021, by volume  
(Tonnes)**

|                                  | 2015         |               |              |              |              |              |              |              |              |              |              |              |               |
|----------------------------------|--------------|---------------|--------------|--------------|--------------|--------------|--------------|--------------|--------------|--------------|--------------|--------------|---------------|
|                                  | Jan          | Feb           | Mar          | Apr          | May          | Jun          | Jul          | Aug          | Sep          | Oct          | Nov          | Dec          |               |
| Sheepmeat exports                | 7,662        | 8,437         | 8,404        | 7,413        | 7,714        | 6,566        | 4,978        | 4,844        | 3,952        | 4,289        | 3,905        | 6,413        | 74,577        |
| Edible ovine offal               | 245          | 176           | 293          | 80           | 124          | 59           | 43           | 47           | 67           | 42           | 78           | 132          | 1,386         |
| <b>Total (sheepmeat + offal)</b> | <b>7,907</b> | <b>8,613</b>  | <b>8,697</b> | <b>7,493</b> | <b>7,838</b> | <b>6,625</b> | <b>5,021</b> | <b>4,891</b> | <b>4,019</b> | <b>4,331</b> | <b>3,983</b> | <b>6,545</b> | <b>75,963</b> |
|                                  | 2016         |               |              |              |              |              |              |              |              |              |              |              |               |
|                                  | Jan          | Feb           | Mar          | Apr          | May          | Jun          | Jul          | Aug          | Sep          | Oct          | Nov          | Dec          |               |
| Sheepmeat exports                | 8,828        | 8,900         | 7,909        | 7,814        | 6,940        | 5,917        | 4,422        | 3,570        | 3,100        | 2,981        | 2,619        | 4,159        | 67,159        |
| Edible ovine offal               | 220          | 316           | 176          | 122          | 57           | 97           | 19           | 64           | 29           | 109          | 171          | 200          | 1,580         |
| <b>Total (sheepmeat + offal)</b> | <b>9,048</b> | <b>9,216</b>  | <b>8,085</b> | <b>7,936</b> | <b>6,997</b> | <b>6,014</b> | <b>4,441</b> | <b>3,634</b> | <b>3,129</b> | <b>3,090</b> | <b>2,790</b> | <b>4,359</b> | <b>68,739</b> |
|                                  | 2017         |               |              |              |              |              |              |              |              |              |              |              |               |
|                                  | Jan          | Feb           | Mar          | Apr          | May          | Jun          | Jul          | Aug          | Sep          | Oct          | Nov          | Dec          |               |
| Sheepmeat exports                | 6,575        | 9,832         | 8,467        | 6,114        | 7,109        | 4,966        | 3,980        | 3,196        | 2,664        | 3,740        | 3,645        | 5,159        | 65,447        |
| Edible ovine offal               | 288          | 126           | 107          | 96           | 99           | 53           | 44           | 41           | 27           | 35           | 119          | 199          | 1,234         |
| <b>Total (sheepmeat + offal)</b> | <b>6,863</b> | <b>9,958</b>  | <b>8,574</b> | <b>6,210</b> | <b>7,208</b> | <b>5,019</b> | <b>4,024</b> | <b>3,237</b> | <b>2,691</b> | <b>3,775</b> | <b>3,764</b> | <b>5,358</b> | <b>66,681</b> |
|                                  | 2018         |               |              |              |              |              |              |              |              |              |              |              |               |
|                                  | Jan          | Feb           | Mar          | Apr          | May          | Jun          | Jul          | Aug          | Sep          | Oct          | Nov          | Dec          |               |
| Sheepmeat exports                | 8,803        | 8,453         | 7,181        | 7,107        | 7,150        | 4,892        | 4,201        | 4,076        | 2,652        | 3,294        | 2,483        | 3,231        | 63,523        |
| Edible ovine offal               | 176          | 109           | 175          | 74           | 113          | 27           | 59           | 10           | 63           | 118          | 136          | 190          | 1,250         |
| <b>Total (sheepmeat + offal)</b> | <b>8,979</b> | <b>8,562</b>  | <b>7,356</b> | <b>7,181</b> | <b>7,263</b> | <b>4,919</b> | <b>4,260</b> | <b>4,086</b> | <b>2,715</b> | <b>3,412</b> | <b>2,619</b> | <b>3,421</b> | <b>64,773</b> |
|                                  | 2019         |               |              |              |              |              |              |              |              |              |              |              |               |
|                                  | Jan          | Feb           | Mar          | Apr          | May          | Jun          | Jul          | Aug          | Sep          | Oct          | Nov          | Dec          |               |
| Sheepmeat exports                | 4,666        | 10,038        | 6,221        | 5,977        | 5,499        | 3,794        | 3,625        | 2,296        | 2,600        | 3,873        | 2,458        | 3,107        | 54,154        |
| Edible ovine offal               | 182          | 76            | 178          | 97           | 49           | 48           | 119          | 19           | 43           | 161          | 96           | 257          | 1,325         |
| <b>Total (sheepmeat + offal)</b> | <b>4,848</b> | <b>10,114</b> | <b>6,399</b> | <b>6,074</b> | <b>5,548</b> | <b>3,842</b> | <b>3,744</b> | <b>2,315</b> | <b>2,643</b> | <b>4,034</b> | <b>2,554</b> | <b>3,364</b> | <b>55,479</b> |
|                                  | 2020         |               |              |              |              |              |              |              |              |              |              |              |               |
|                                  | Jan          | Feb           | Mar          | Apr          | May          | Jun          | Jul          | Aug          | Sep          | Oct          | Nov          | Dec          |               |
| Sheepmeat exports                | 5,991        | 8,252         | 6,166        | 2,589        | 2,803        | 4,000        | 4,363        | 3,137        | 3,490        | 3,514        | 1,854        | 2,704        | 48,863        |
| Edible ovine offal               | 179          | 232           | 98           | 16           | 34           | 54           | 44           | 38           | 19           | 161          | 109          | 166          | 1,150         |
| <b>Total (sheepmeat + offal)</b> | <b>6,170</b> | <b>8,484</b>  | <b>6,264</b> | <b>2,605</b> | <b>2,837</b> | <b>4,054</b> | <b>4,407</b> | <b>3,175</b> | <b>3,509</b> | <b>3,675</b> | <b>1,963</b> | <b>2,870</b> | <b>50,013</b> |
|                                  | 2021         |               |              |              |              |              |              |              |              |              |              |              |               |
|                                  | Jan          | Feb           | Mar          | Apr          | May          | Jun          | Jul          | Aug          | Sep          | Oct          | Nov          | Dec          |               |
| Sheepmeat exports                | 4,337        | 4,782         | 4,543        | 3,739        | 3,932        | 4,003        | 2,962        |              |              |              |              |              | 28,298        |
| Edible ovine offal               | 216          | 221           | 48           | 42           | 107          | 82           | 72           |              |              |              |              |              | 788           |
| <b>Total (sheepmeat + offal)</b> | <b>4,553</b> | <b>5,003</b>  | <b>4,591</b> | <b>3,781</b> | <b>4,039</b> | <b>4,085</b> | <b>3,034</b> |              |              |              |              |              | <b>29,086</b> |

Source: Compiled by MIA from Statistics New Zealand overseas merchandise trade data

**Monthly exports of sheepmeat to the European Union (excluding UK),  
by volume, 2015 - 2021**



Source: Compiled by MIA from Statistics New Zealand overseas merchandise trade data

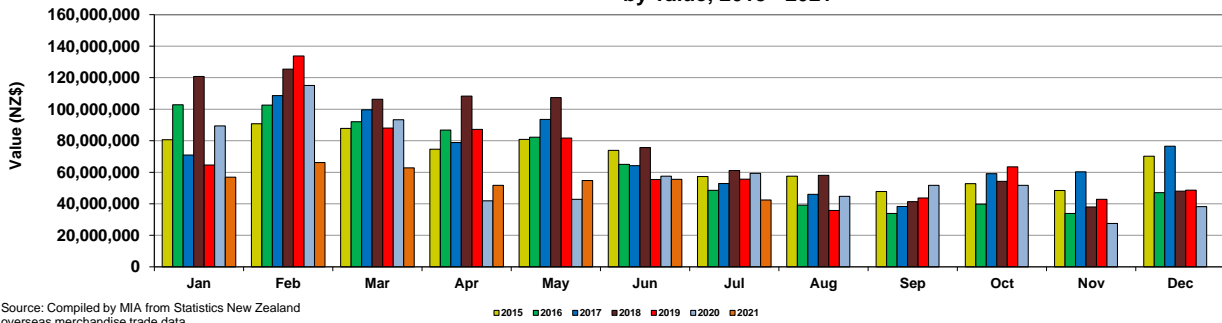
■ 2015 ■ 2016 ■ 2017 ■ 2018 ■ 2019 ■ 2020 ■ 2021

**Monthly exports of sheepmeat and edible offal to the European Union (excluding UK), 2015-2021, by value (NZ\$)**

|                                  | 2015               |                    |                    |                    |                    |                   |                   |                   |                   |                   |                   |                   |                    |
|----------------------------------|--------------------|--------------------|--------------------|--------------------|--------------------|-------------------|-------------------|-------------------|-------------------|-------------------|-------------------|-------------------|--------------------|
|                                  | Jan                | Feb                | Mar                | Apr                | May                | Jun               | Jul               | Aug               | Sep               | Oct               | Nov               | Dec               |                    |
| Sheepmeat exports                | 80,640,056         | 90,780,593         | 87,793,046         | 74,651,489         | 80,903,608         | 73,855,436        | 57,353,670        | 57,498,573        | 47,794,590        | 52,818,445        | 48,437,456        | 70,144,096        | 822,671,058        |
| Edible ovine offal               | 752,054            | 572,838            | 999,541            | 305,238            | 506,938            | 237,818           | 204,480           | 365,582           | 367,740           | 323,303           | 545,599           | 670,092           | 5,851,223          |
| <b>Total (sheepmeat + offal)</b> | <b>81,392,110</b>  | <b>91,353,431</b>  | <b>88,792,587</b>  | <b>74,956,727</b>  | <b>81,410,546</b>  | <b>74,093,254</b> | <b>57,558,150</b> | <b>57,864,155</b> | <b>48,162,330</b> | <b>53,141,748</b> | <b>48,983,055</b> | <b>70,814,188</b> | <b>828,522,281</b> |
|                                  | 2016               |                    |                    |                    |                    |                   |                   |                   |                   |                   |                   |                   |                    |
|                                  | Jan                | Feb                | Mar                | Apr                | May                | Jun               | Jul               | Aug               | Sep               | Oct               | Nov               | Dec               |                    |
| Sheepmeat exports                | 102,813,332        | 102,596,870        | 92,082,121         | 86,783,464         | 82,227,119         | 65,004,679        | 48,562,325        | 39,130,897        | 33,872,836        | 39,820,296        | 33,819,599        | 47,042,385        | 773,755,923        |
| Edible ovine offal               | 674,944            | 1,117,557          | 802,168            | 493,445            | 283,855            | 388,537           | 110,796           | 391,553           | 191,382           | 288,174           | 344,135           | 571,279           | 5,657,825          |
| <b>Total (sheepmeat + offal)</b> | <b>103,488,276</b> | <b>103,714,427</b> | <b>92,884,289</b>  | <b>87,276,909</b>  | <b>82,510,974</b>  | <b>65,393,216</b> | <b>48,673,121</b> | <b>39,522,450</b> | <b>34,064,218</b> | <b>40,108,470</b> | <b>34,163,734</b> | <b>47,613,664</b> | <b>779,413,748</b> |
|                                  | 2017               |                    |                    |                    |                    |                   |                   |                   |                   |                   |                   |                   |                    |
|                                  | Jan                | Feb                | Mar                | Apr                | May                | Jun               | Jul               | Aug               | Sep               | Oct               | Nov               | Dec               |                    |
| Sheepmeat exports                | 70,981,450         | 108,620,589        | 99,672,480         | 78,826,460         | 93,567,961         | 64,162,877        | 52,894,644        | 46,018,818        | 38,311,760        | 59,085,384        | 60,234,773        | 76,556,690        | 848,933,886        |
| Edible ovine offal               | 862,954            | 657,688            | 734,090            | 514,383            | 604,387            | 287,194           | 238,928           | 210,672           | 203,193           | 123,009           | 324,345           | 722,254           | 5,483,097          |
| <b>Total (sheepmeat + offal)</b> | <b>71,844,404</b>  | <b>109,278,277</b> | <b>100,406,570</b> | <b>79,340,843</b>  | <b>94,172,348</b>  | <b>64,450,071</b> | <b>53,133,572</b> | <b>46,229,490</b> | <b>38,514,953</b> | <b>59,208,393</b> | <b>60,559,118</b> | <b>77,278,944</b> | <b>854,416,983</b> |
|                                  | 2018               |                    |                    |                    |                    |                   |                   |                   |                   |                   |                   |                   |                    |
|                                  | Jan                | Feb                | Mar                | Apr                | May                | Jun               | Jul               | Aug               | Sep               | Oct               | Nov               | Dec               |                    |
| Sheepmeat exports                | 120,804,927        | 125,384,674        | 106,277,032        | 108,329,973        | 107,328,010        | 75,725,712        | 61,063,297        | 58,015,345        | 41,334,133        | 54,232,926        | 37,951,406        | 48,000,460        | 944,447,895        |
| Edible ovine offal               | 439,381            | 439,748            | 607,705            | 221,892            | 738,213            | 88,769            | 430,359           | 71,462            | 297,895           | 296,108           | 285,470           | 556,628           | 4,473,630          |
| <b>Total (sheepmeat + offal)</b> | <b>121,244,308</b> | <b>125,824,422</b> | <b>106,884,737</b> | <b>108,551,865</b> | <b>108,066,223</b> | <b>75,814,481</b> | <b>61,493,656</b> | <b>58,086,807</b> | <b>41,632,028</b> | <b>54,529,034</b> | <b>38,236,876</b> | <b>48,557,088</b> | <b>948,921,525</b> |
|                                  | 2019               |                    |                    |                    |                    |                   |                   |                   |                   |                   |                   |                   |                    |
|                                  | Jan                | Feb                | Mar                | Apr                | May                | Jun               | Jul               | Aug               | Sep               | Oct               | Nov               | Dec               |                    |
| Sheepmeat exports                | 64,627,615         | 133,782,052        | 88,078,908         | 87,148,272         | 81,758,943         | 55,407,764        | 55,654,803        | 35,806,181        | 43,656,634        | 63,386,870        | 42,824,017        | 48,649,463        | 800,781,522        |
| Edible ovine offal               | 566,490            | 304,911            | 540,663            | 397,317            | 202,731            | 233,668           | 303,631           | 142,674           | 219,491           | 402,242           | 330,132           | 775,039           | 4,418,989          |
| <b>Total (sheepmeat + offal)</b> | <b>65,194,105</b>  | <b>134,086,963</b> | <b>88,619,571</b>  | <b>87,545,589</b>  | <b>81,961,674</b>  | <b>55,641,432</b> | <b>55,958,434</b> | <b>35,948,855</b> | <b>43,876,125</b> | <b>63,789,112</b> | <b>43,154,149</b> | <b>49,424,502</b> | <b>805,200,511</b> |
|                                  | 2020               |                    |                    |                    |                    |                   |                   |                   |                   |                   |                   |                   |                    |
|                                  | Jan                | Feb                | Mar                | Apr                | May                | Jun               | Jul               | Aug               | Sep               | Oct               | Nov               | Dec               |                    |
| Sheepmeat exports                | 89,382,122         | 115,131,060        | 93,358,902         | 41,901,582         | 42,836,028         | 57,562,816        | 59,351,017        | 44,785,853        | 51,678,169        | 51,754,498        | 27,570,011        | 38,220,028        | 713,532,086        |
| Edible ovine offal               | 453,127            | 876,908            | 350,712            | 131,004            | 105,328            | 139,319           | 208,464           | 134,405           | 123,879           | 632,464           | 291,062           | 446,548           | 3,893,220          |
| <b>Total (sheepmeat + offal)</b> | <b>89,835,249</b>  | <b>116,007,968</b> | <b>93,709,614</b>  | <b>42,032,586</b>  | <b>42,941,356</b>  | <b>57,702,135</b> | <b>59,559,481</b> | <b>44,920,258</b> | <b>51,802,048</b> | <b>52,386,962</b> | <b>27,861,073</b> | <b>38,666,576</b> | <b>717,425,306</b> |
|                                  | 2021               |                    |                    |                    |                    |                   |                   |                   |                   |                   |                   |                   |                    |
|                                  | Jan                | Feb                | Mar                | Apr                | May                | Jun               | Jul               | Aug               | Sep               | Oct               | Nov               | Dec               |                    |
| Sheepmeat exports                | 56,933,432         | 66,170,330         | 62,804,042         | 51,685,872         | 54,746,862         | 55,529,198        | 42,463,743        |                   |                   |                   |                   |                   | 390,333,479        |
| Edible ovine offal               | 684,580            | 578,540            | 180,856            | 153,724            | 523,936            | 182,581           | 276,858           |                   |                   |                   |                   |                   | 2,581,075          |
| <b>Total (sheepmeat + offal)</b> | <b>57,618,012</b>  | <b>66,748,870</b>  | <b>62,984,898</b>  | <b>51,839,596</b>  | <b>55,270,798</b>  | <b>55,711,779</b> | <b>42,740,601</b> |                   |                   |                   |                   |                   | <b>392,914,554</b> |

Source: Compiled by MIA from Statistics New Zealand overseas merchandise trade data

**Monthly exports of sheepmeat to the European Union (excluding UK), by value, 2015 - 2021**



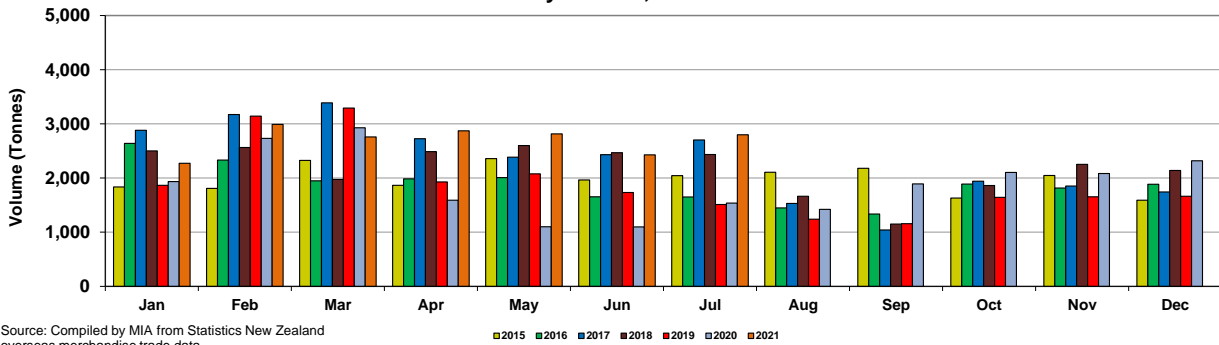
Source: Compiled by MIA from Statistics New Zealand overseas merchandise trade data

**Monthly exports of sheepmeat and edible offal to the United States 2015-2021, by volume  
(Tonnes)**

|                                  | 2015         |              |              |              |              |              |              |              |              |              |              |              |               |
|----------------------------------|--------------|--------------|--------------|--------------|--------------|--------------|--------------|--------------|--------------|--------------|--------------|--------------|---------------|
|                                  | Jan          | Feb          | Mar          | Apr          | May          | Jun          | Jul          | Aug          | Sep          | Oct          | Nov          | Dec          |               |
| Sheepmeat exports                | 1,835        | 1,808        | 2,324        | 1,864        | 2,358        | 1,964        | 2,045        | 2,108        | 2,180        | 1,631        | 2,048        | 1,589        | 23,754        |
| Edible ovine offal               | 31           | 108          | 171          | 488          | 235          | 106          | 349          | 154          | 88           | 43           | 96           | 203          | 2,073         |
| <b>Total (sheepmeat + offal)</b> | <b>1,866</b> | <b>1,916</b> | <b>2,495</b> | <b>2,353</b> | <b>2,593</b> | <b>2,070</b> | <b>2,394</b> | <b>2,262</b> | <b>2,268</b> | <b>1,674</b> | <b>2,144</b> | <b>1,792</b> | <b>25,827</b> |
|                                  | 2016         |              |              |              |              |              |              |              |              |              |              |              |               |
|                                  | Jan          | Feb          | Mar          | Apr          | May          | Jun          | Jul          | Aug          | Sep          | Oct          | Nov          | Dec          |               |
| Sheepmeat exports                | 2,639        | 2,333        | 1,949        | 1,986        | 2,008        | 1,653        | 1,650        | 1,447        | 1,335        | 1,889        | 1,814        | 1,886        | 22,589        |
| Edible ovine offal               | 210          | 298          | 336          | 315          | 586          | 362          | 179          | 95           | 76           | 89           | 47           | 89           | 2,682         |
| <b>Total (sheepmeat + offal)</b> | <b>2,849</b> | <b>2,631</b> | <b>2,285</b> | <b>2,301</b> | <b>2,594</b> | <b>2,015</b> | <b>1,829</b> | <b>1,542</b> | <b>1,411</b> | <b>1,978</b> | <b>1,861</b> | <b>1,975</b> | <b>25,271</b> |
|                                  | 2017         |              |              |              |              |              |              |              |              |              |              |              |               |
|                                  | Jan          | Feb          | Mar          | Apr          | May          | Jun          | Jul          | Aug          | Sep          | Oct          | Nov          | Dec          |               |
| Sheepmeat exports                | 2,880        | 3,173        | 3,386        | 2,726        | 2,386        | 2,430        | 2,701        | 1,531        | 1,041        | 1,942        | 1,852        | 1,742        | 27,790        |
| Edible ovine offal               | 310          | 327          | 825          | 584          | 459          | 205          | 168          | 101          | 70           | 127          | 238          | 236          | 3,650         |
| <b>Total (sheepmeat + offal)</b> | <b>3,190</b> | <b>3,500</b> | <b>4,211</b> | <b>3,310</b> | <b>2,845</b> | <b>2,635</b> | <b>2,869</b> | <b>1,632</b> | <b>1,111</b> | <b>2,069</b> | <b>2,090</b> | <b>1,978</b> | <b>31,440</b> |
|                                  | 2018         |              |              |              |              |              |              |              |              |              |              |              |               |
|                                  | Jan          | Feb          | Mar          | Apr          | May          | Jun          | Jul          | Aug          | Sep          | Oct          | Nov          | Dec          |               |
| Sheepmeat exports                | 2,500        | 2,564        | 1,976        | 2,488        | 2,601        | 2,467        | 2,435        | 1,662        | 1,150        | 1,863        | 2,253        | 2,141        | 26,100        |
| Edible ovine offal               | 424          | 830          | 451          | 502          | 271          | 230          | 145          | 79           | 41           | 22           | 132          | 137          | 3,264         |
| <b>Total (sheepmeat + offal)</b> | <b>2,924</b> | <b>3,394</b> | <b>2,427</b> | <b>2,990</b> | <b>2,872</b> | <b>2,697</b> | <b>2,580</b> | <b>1,741</b> | <b>1,191</b> | <b>1,885</b> | <b>2,385</b> | <b>2,278</b> | <b>29,364</b> |
|                                  | 2019         |              |              |              |              |              |              |              |              |              |              |              |               |
|                                  | Jan          | Feb          | Mar          | Apr          | May          | Jun          | Jul          | Aug          | Sep          | Oct          | Nov          | Dec          |               |
| Sheepmeat exports                | 1,866        | 3,142        | 3,292        | 1,927        | 2,077        | 1,733        | 1,511        | 1,239        | 1,157        | 1,645        | 1,652        | 1,663        | 22,904        |
| Edible ovine offal               | 214          | 527          | 717          | 597          | 690          | 414          | 267          | 149          | 123          | 205          | 97           | 83           | 4,083         |
| <b>Total (sheepmeat + offal)</b> | <b>2,080</b> | <b>3,669</b> | <b>4,009</b> | <b>2,524</b> | <b>2,767</b> | <b>2,147</b> | <b>1,778</b> | <b>1,388</b> | <b>1,280</b> | <b>1,850</b> | <b>1,749</b> | <b>1,746</b> | <b>26,987</b> |
|                                  | 2020         |              |              |              |              |              |              |              |              |              |              |              |               |
|                                  | Jan          | Feb          | Mar          | Apr          | May          | Jun          | Jul          | Aug          | Sep          | Oct          | Nov          | Dec          |               |
| Sheepmeat exports                | 1,936        | 2,731        | 2,928        | 1,589        | 1,102        | 1,099        | 1,539        | 1,422        | 1,892        | 2,105        | 2,083        | 2,320        | 22,746        |
| Edible ovine offal               | 118          | 406          | 451          | 373          | 219          | 223          | 308          | 340          | 391          | 199          | 116          | 240          | 3,384         |
| <b>Total (sheepmeat + offal)</b> | <b>2,054</b> | <b>3,137</b> | <b>3,379</b> | <b>1,962</b> | <b>1,321</b> | <b>1,322</b> | <b>1,847</b> | <b>1,762</b> | <b>2,283</b> | <b>2,304</b> | <b>2,199</b> | <b>2,560</b> | <b>26,130</b> |
|                                  | 2021         |              |              |              |              |              |              |              |              |              |              |              |               |
|                                  | Jan          | Feb          | Mar          | Apr          | May          | Jun          | Jul          | Aug          | Sep          | Oct          | Nov          | Dec          |               |
| Sheepmeat exports                | 2,273        | 2,991        | 2,758        | 2,872        | 2,816        | 2,427        | 2,800        |              |              |              |              |              | 18,937        |
| Edible ovine offal               | 184          | 312          | 406          | 351          | 143          | 329          | 393          |              |              |              |              |              | 2,118         |
| <b>Total (sheepmeat + offal)</b> | <b>2,457</b> | <b>3,303</b> | <b>3,164</b> | <b>3,223</b> | <b>2,959</b> | <b>2,756</b> | <b>3,193</b> |              |              |              |              |              | <b>21,055</b> |

Source: Compiled by MIA from Statistics New Zealand overseas merchandise trade data

**Monthly exports of sheepmeat to the United States,  
by volume, 2015 - 2021**



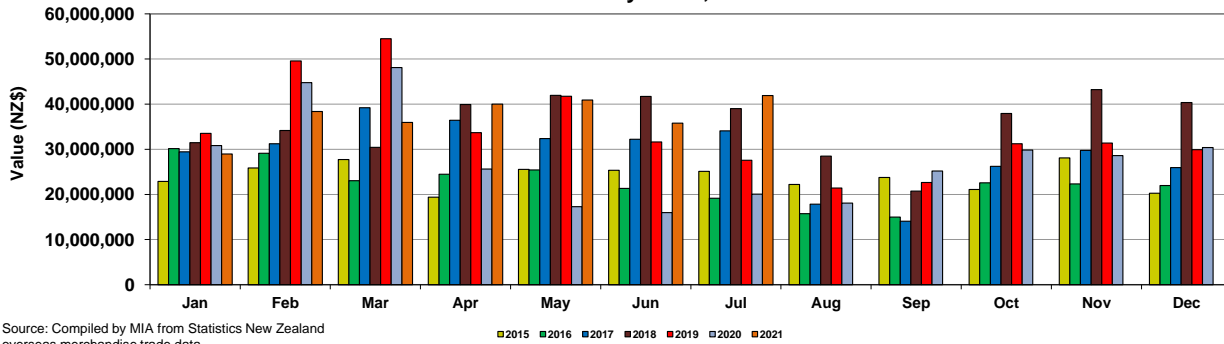
Source: Compiled by MIA from Statistics New Zealand overseas merchandise trade data

**Monthly exports of sheepmeat and edible offal to the United States, 2015-2021, by value  
(NZ\$)**

|                                  | 2015              |                   |                   |                   |                   |                   |                   |                   |                   |                   |                   |                   |                    |
|----------------------------------|-------------------|-------------------|-------------------|-------------------|-------------------|-------------------|-------------------|-------------------|-------------------|-------------------|-------------------|-------------------|--------------------|
|                                  | Jan               | Feb               | Mar               | Apr               | May               | Jun               | Jul               | Aug               | Sep               | Oct               | Nov               | Dec               |                    |
| Sheepmeat exports                | 22,865,100        | 25,872,529        | 27,729,955        | 19,373,853        | 25,553,573        | 25,338,683        | 25,121,623        | 22,213,882        | 23,743,246        | 21,084,861        | 28,066,640        | 20,248,119        | <b>287,212,064</b> |
| Edible ovine offal               | 81,782            | 315,756           | 327,920           | 827,123           | 470,370           | 259,797           | 633,402           | 387,391           | 175,272           | 103,047           | 238,183           | 343,822           | <b>4,163,865</b>   |
| <b>Total (sheepmeat + offal)</b> | <b>22,946,882</b> | <b>26,188,285</b> | <b>28,057,875</b> | <b>20,200,976</b> | <b>26,023,943</b> | <b>25,598,480</b> | <b>25,755,025</b> | <b>22,601,273</b> | <b>23,918,518</b> | <b>21,187,908</b> | <b>28,304,823</b> | <b>20,591,941</b> | <b>291,375,929</b> |
|                                  | 2016              |                   |                   |                   |                   |                   |                   |                   |                   |                   |                   |                   |                    |
|                                  | Jan               | Feb               | Mar               | Apr               | May               | Jun               | Jul               | Aug               | Sep               | Oct               | Nov               | Dec               |                    |
| Sheepmeat exports                | 30,139,910        | 29,132,004        | 23,049,612        | 24,465,575        | 25,432,220        | 21,349,974        | 19,141,985        | 15,740,771        | 14,978,985        | 22,573,914        | 22,310,640        | 21,949,975        | <b>270,265,565</b> |
| Edible ovine offal               | 498,637           | 471,249           | 660,400           | 440,797           | 840,236           | 669,745           | 360,602           | 200,952           | 97,476            | 127,428           | 132,283           | 110,220           | <b>4,610,025</b>   |
| <b>Total (sheepmeat + offal)</b> | <b>30,638,547</b> | <b>29,603,253</b> | <b>23,710,012</b> | <b>24,906,372</b> | <b>26,272,456</b> | <b>22,019,719</b> | <b>19,502,587</b> | <b>15,941,723</b> | <b>15,076,461</b> | <b>22,701,342</b> | <b>22,442,923</b> | <b>22,060,195</b> | <b>274,875,590</b> |
|                                  | 2017              |                   |                   |                   |                   |                   |                   |                   |                   |                   |                   |                   |                    |
|                                  | Jan               | Feb               | Mar               | Apr               | May               | Jun               | Jul               | Aug               | Sep               | Oct               | Nov               | Dec               |                    |
| Sheepmeat exports                | 29,416,181        | 31,218,025        | 39,203,053        | 36,421,786        | 32,371,270        | 32,207,557        | 34,072,643        | 17,849,399        | 14,071,085        | 26,230,095        | 29,747,080        | 25,937,979        | <b>348,746,153</b> |
| Edible ovine offal               | 580,296           | 489,125           | 1,499,063         | 1,021,481         | 804,435           | 400,990           | 387,314           | 319,121           | 193,496           | 211,898           | 475,478           | 472,421           | <b>6,855,118</b>   |
| <b>Total (sheepmeat + offal)</b> | <b>29,996,477</b> | <b>31,707,150</b> | <b>40,702,116</b> | <b>37,443,267</b> | <b>33,175,705</b> | <b>32,608,547</b> | <b>34,459,957</b> | <b>18,168,520</b> | <b>14,264,581</b> | <b>26,441,993</b> | <b>30,222,558</b> | <b>26,410,400</b> | <b>355,601,271</b> |
|                                  | 2018              |                   |                   |                   |                   |                   |                   |                   |                   |                   |                   |                   |                    |
|                                  | Jan               | Feb               | Mar               | Apr               | May               | Jun               | Jul               | Aug               | Sep               | Oct               | Nov               | Dec               |                    |
| Sheepmeat exports                | 31,480,087        | 34,162,857        | 30,436,272        | 39,901,161        | 41,934,730        | 41,696,983        | 39,016,460        | 28,488,135        | 20,733,587        | 37,917,762        | 43,227,422        | 40,367,591        | <b>429,363,047</b> |
| Edible ovine offal               | 917,604           | 1,406,740         | 753,822           | 987,939           | 627,424           | 621,848           | 282,800           | 211,311           | 188,300           | 85,028            | 375,494           | 288,457           | <b>6,746,767</b>   |
| <b>Total (sheepmeat + offal)</b> | <b>32,397,691</b> | <b>35,569,597</b> | <b>31,190,094</b> | <b>40,889,100</b> | <b>42,562,154</b> | <b>42,318,831</b> | <b>39,299,260</b> | <b>28,699,446</b> | <b>20,921,887</b> | <b>38,002,790</b> | <b>43,602,916</b> | <b>40,656,048</b> | <b>436,109,814</b> |
|                                  | 2019              |                   |                   |                   |                   |                   |                   |                   |                   |                   |                   |                   |                    |
|                                  | Jan               | Feb               | Mar               | Apr               | May               | Jun               | Jul               | Aug               | Sep               | Oct               | Nov               | Dec               |                    |
| Sheepmeat exports                | 33,524,677        | 49,563,613        | 54,509,918        | 33,700,315        | 41,728,686        | 31,606,071        | 27,581,438        | 21,395,409        | 22,634,173        | 31,220,319        | 31,362,160        | 29,906,558        | <b>408,733,337</b> |
| Edible ovine offal               | 434,679           | 1,093,941         | 1,418,833         | 1,140,987         | 1,357,608         | 802,365           | 598,125           | 415,046           | 401,907           | 570,290           | 314,161           | 252,931           | <b>8,800,873</b>   |
| <b>Total (sheepmeat + offal)</b> | <b>33,959,356</b> | <b>50,657,554</b> | <b>55,928,751</b> | <b>34,841,302</b> | <b>43,086,294</b> | <b>32,408,436</b> | <b>28,179,563</b> | <b>21,810,455</b> | <b>23,036,080</b> | <b>31,790,609</b> | <b>31,676,321</b> | <b>30,159,489</b> | <b>417,534,210</b> |
|                                  | 2020              |                   |                   |                   |                   |                   |                   |                   |                   |                   |                   |                   |                    |
|                                  | Jan               | Feb               | Mar               | Apr               | May               | Jun               | Jul               | Aug               | Sep               | Oct               | Nov               | Dec               |                    |
| Sheepmeat exports                | 30,830,470        | 44,760,001        | 48,091,733        | 25,635,763        | 17,270,297        | 15,990,021        | 20,065,622        | 18,093,002        | 25,201,138        | 29,820,309        | 28,600,418        | 30,406,274        | <b>334,765,048</b> |
| Edible ovine offal               | 288,561           | 1,097,694         | 1,245,389         | 778,234           | 495,010           | 407,269           | 636,331           | 754,538           | 741,368           | 409,921           | 392,711           | 744,563           | <b>7,991,589</b>   |
| <b>Total (sheepmeat + offal)</b> | <b>31,119,031</b> | <b>45,857,695</b> | <b>49,337,122</b> | <b>26,413,997</b> | <b>17,765,307</b> | <b>16,397,290</b> | <b>20,701,953</b> | <b>18,847,540</b> | <b>25,942,506</b> | <b>30,230,230</b> | <b>28,993,129</b> | <b>31,150,837</b> | <b>342,756,637</b> |
|                                  | 2021              |                   |                   |                   |                   |                   |                   |                   |                   |                   |                   |                   |                    |
|                                  | Jan               | Feb               | Mar               | Apr               | May               | Jun               | Jul               | Aug               | Sep               | Oct               | Nov               | Dec               |                    |
| Sheepmeat exports                | 28,948,986        | 38,371,882        | 35,964,056        | 39,988,035        | 40,909,573        | 35,801,718        | 41,891,337        |                   |                   |                   |                   |                   | <b>261,875,587</b> |
| Edible ovine offal               | 520,614           | 941,687           | 1,056,469         | 1,103,886         | 483,852           | 825,847           | 953,722           |                   |                   |                   |                   |                   | <b>5,886,077</b>   |
| <b>Total (sheepmeat + offal)</b> | <b>29,469,600</b> | <b>39,313,569</b> | <b>37,020,525</b> | <b>41,091,921</b> | <b>41,393,425</b> | <b>36,627,565</b> | <b>42,845,059</b> |                   |                   |                   |                   |                   | <b>267,761,664</b> |

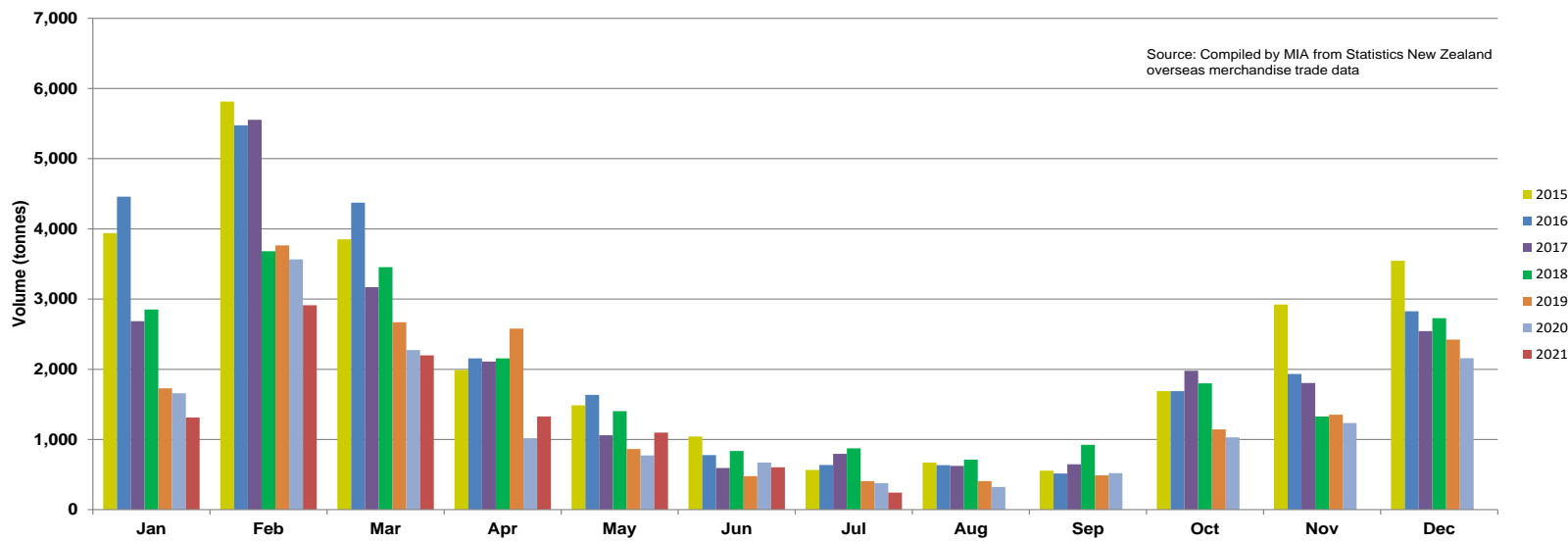
Source: Compiled by MIA from Statistics New Zealand overseas merchandise trade data

**Monthly exports of sheepmeat to the United States,  
by value, 2015 - 2021**

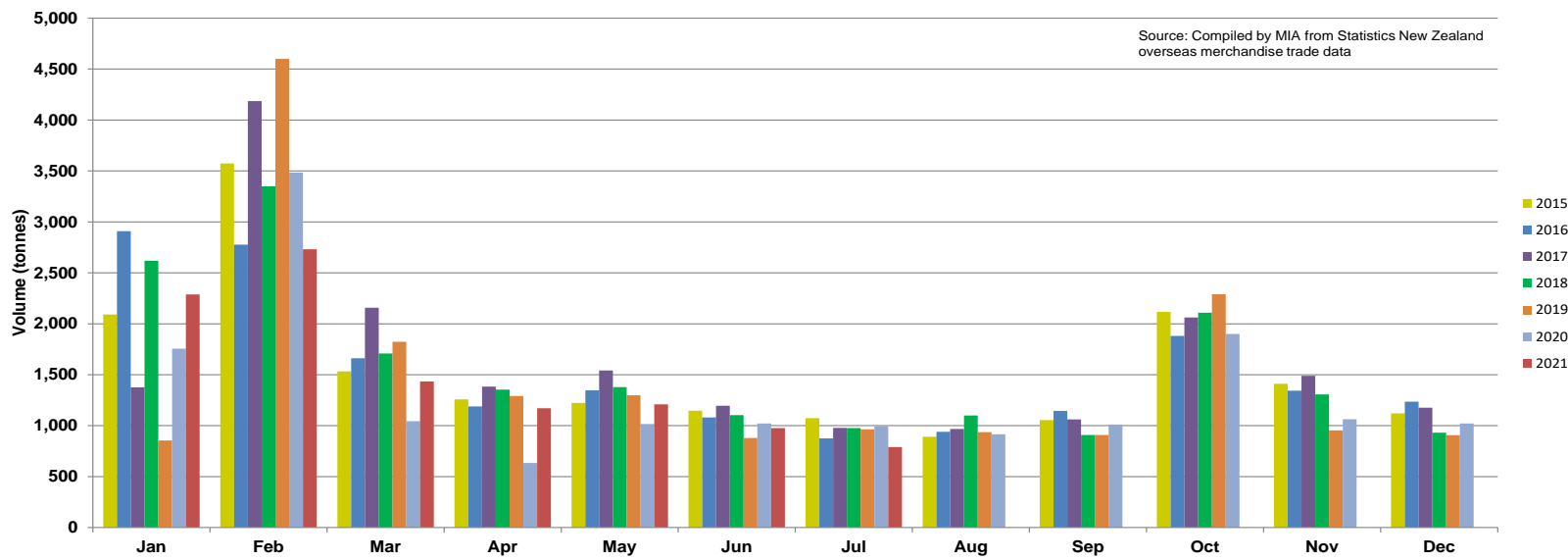


Source: Compiled by MIA from Statistics New Zealand overseas merchandise trade data

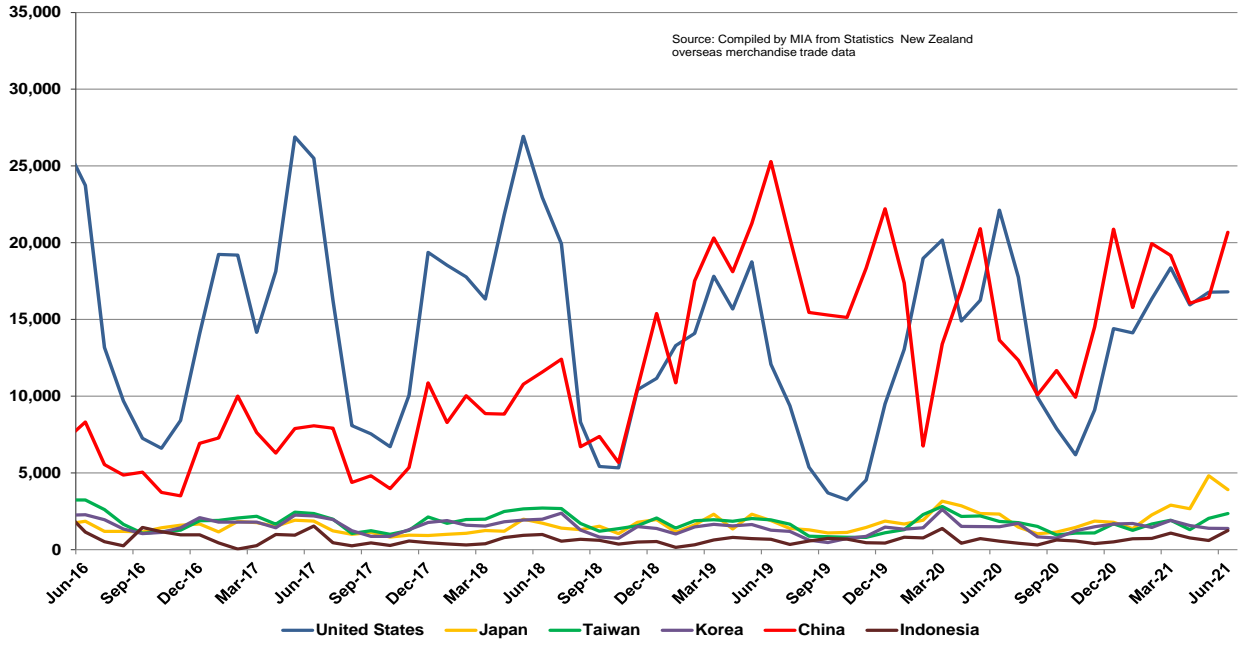
Monthly chilled lamb exports to the UK by volume (tonnes)



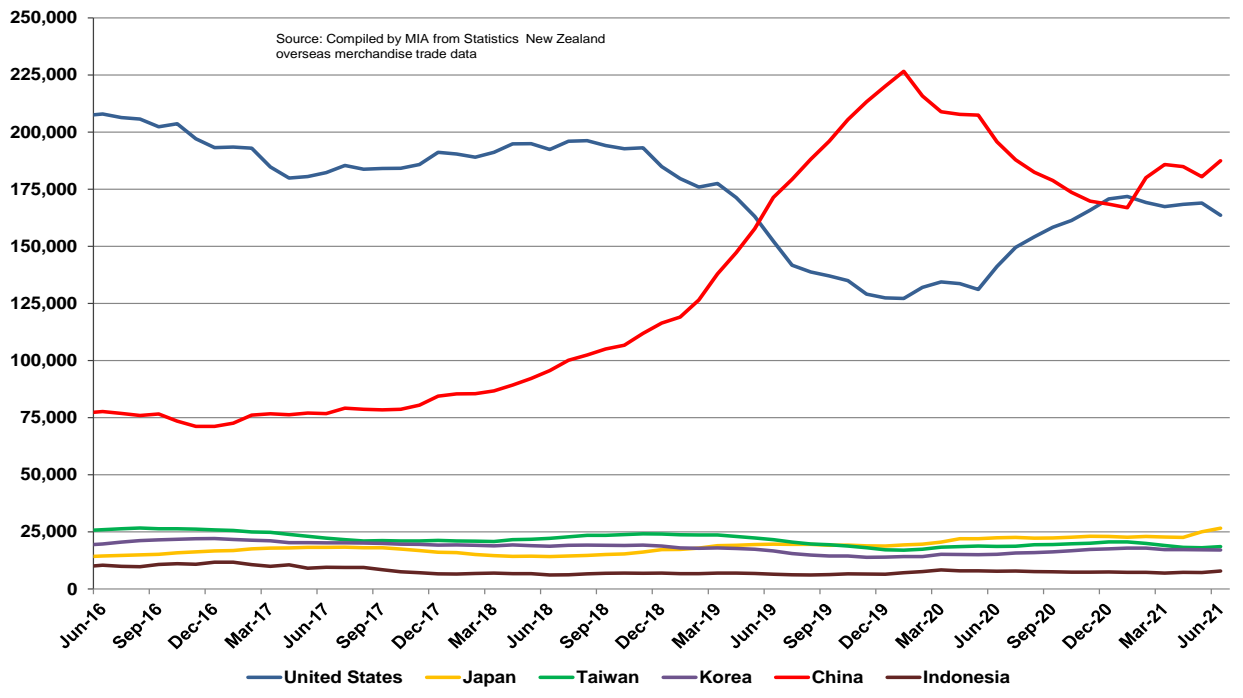
Monthly chilled lamb exports to EU (excluding UK) by volume (tonnes)



**Monthly beef exports to selected markets by volume (tonnes)**



**Beef exports to selected markets - rolling 12 month volume (tonnes)**

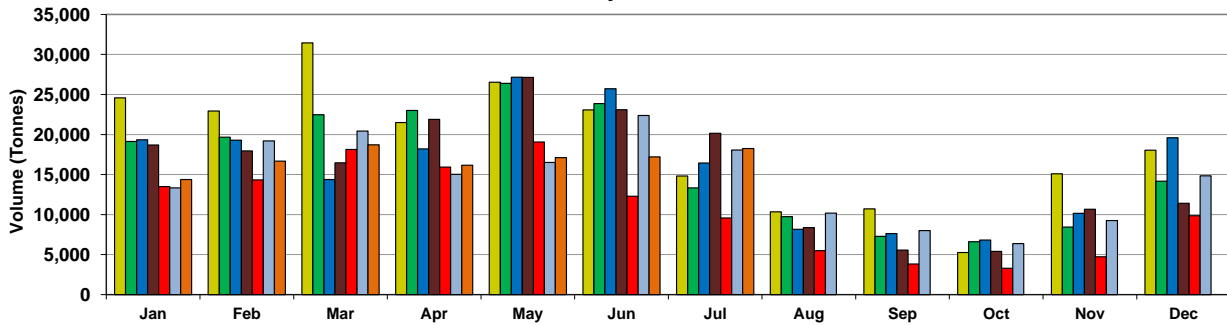


**Monthly exports of beef and edible offal to the United States, 2015-2021, by volume  
(Tonnes)**

|                             | 2015          |               |               |               |               |               |               |               |               |              |               |               |                |
|-----------------------------|---------------|---------------|---------------|---------------|---------------|---------------|---------------|---------------|---------------|--------------|---------------|---------------|----------------|
|                             | Jan           | Feb           | Mar           | Apr           | May           | Jun           | Jul           | Aug           | Sep           | Oct          | Nov           | Dec           |                |
| Beef exports                | 24,574        | 22,863        | 31,404        | 21,353        | 26,495        | 23,023        | 14,725        | 10,303        | 10,658        | 5,249        | 14,994        | 17,957        | 223,598        |
| Edible beef offal           | 21            | 84            | 53            | 145           | 40            | 64            | 98            | 46            | 65            | 19           | 94            | 91            | 820            |
| <b>Total (beef + offal)</b> | <b>24,595</b> | <b>22,947</b> | <b>31,457</b> | <b>21,498</b> | <b>26,535</b> | <b>23,087</b> | <b>14,823</b> | <b>10,349</b> | <b>10,723</b> | <b>5,268</b> | <b>15,088</b> | <b>18,048</b> | <b>224,418</b> |
|                             | 2016          |               |               |               |               |               |               |               |               |              |               |               |                |
|                             | Jan           | Feb           | Mar           | Apr           | May           | Jun           | Jul           | Aug           | Sep           | Oct          | Nov           | Dec           |                |
| Beef exports                | 18,997        | 19,641        | 22,421        | 22,933        | 26,266        | 23,737        | 13,168        | 9,688         | 7,248         | 6,602        | 8,409         | 14,081        | 193,191        |
| Edible beef offal           | 125           | 31            | 62            | 79            | 124           | 122           | 158           | 54            | 36            | 8            | 28            | 78            | 905            |
| <b>Total (beef + offal)</b> | <b>19,122</b> | <b>19,672</b> | <b>22,483</b> | <b>23,012</b> | <b>26,390</b> | <b>23,859</b> | <b>13,326</b> | <b>9,742</b>  | <b>7,284</b>  | <b>6,610</b> | <b>8,437</b>  | <b>14,159</b> | <b>194,096</b> |
|                             | 2017          |               |               |               |               |               |               |               |               |              |               |               |                |
|                             | Jan           | Feb           | Mar           | Apr           | May           | Jun           | Jul           | Aug           | Sep           | Oct          | Nov           | Dec           |                |
| Beef exports                | 19,232        | 19,186        | 14,159        | 18,122        | 26,890        | 25,500        | 16,258        | 8,077         | 7,541         | 6,702        | 10,054        | 19,372        | 191,093        |
| Edible beef offal           | 114           | 111           | 226           | 80            | 260           | 217           | 193           | 83            | 86            | 118          | 93            | 225           | 1,806          |
| <b>Total (beef + offal)</b> | <b>19,346</b> | <b>19,297</b> | <b>14,385</b> | <b>18,202</b> | <b>27,150</b> | <b>25,717</b> | <b>16,451</b> | <b>8,160</b>  | <b>7,627</b>  | <b>6,820</b> | <b>10,147</b> | <b>19,597</b> | <b>192,899</b> |
|                             | 2018          |               |               |               |               |               |               |               |               |              |               |               |                |
|                             | Jan           | Feb           | Mar           | Apr           | May           | Jun           | Jul           | Aug           | Sep           | Oct          | Nov           | Dec           |                |
| Beef exports                | 18,528        | 17,772        | 16,325        | 21,814        | 26,934        | 22,946        | 19,927        | 8,307         | 5,411         | 5,326        | 10,415        | 11,158        | 184,863        |
| Edible beef offal           | 165           | 170           | 141           | 90            | 195           | 156           | 221           | 54            | 146           | 66           | 262           | 245           | 1,911          |
| <b>Total (beef + offal)</b> | <b>18,693</b> | <b>17,942</b> | <b>16,466</b> | <b>21,904</b> | <b>27,129</b> | <b>23,102</b> | <b>20,148</b> | <b>8,361</b>  | <b>5,557</b>  | <b>5,392</b> | <b>10,677</b> | <b>11,403</b> | <b>186,774</b> |
|                             | 2019          |               |               |               |               |               |               |               |               |              |               |               |                |
|                             | Jan           | Feb           | Mar           | Apr           | May           | Jun           | Jul           | Aug           | Sep           | Oct          | Nov           | Dec           |                |
| Beef exports                | 13,296        | 14,093        | 17,812        | 15,671        | 18,757        | 12,073        | 9,376         | 5,369         | 3,690         | 3,242        | 4,533         | 9,496         | 127,408        |
| Edible beef offal           | 205           | 242           | 326           | 254           | 299           | 230           | 205           | 133           | 142           | 61           | 196           | 357           | 2,650          |
| <b>Total (beef + offal)</b> | <b>13,501</b> | <b>14,335</b> | <b>18,138</b> | <b>15,925</b> | <b>19,056</b> | <b>12,303</b> | <b>9,581</b>  | <b>5,502</b>  | <b>3,832</b>  | <b>3,303</b> | <b>4,729</b>  | <b>9,853</b>  | <b>130,058</b> |
|                             | 2020          |               |               |               |               |               |               |               |               |              |               |               |                |
|                             | Jan           | Feb           | Mar           | Apr           | May           | Jun           | Jul           | Aug           | Sep           | Oct          | Nov           | Dec           |                |
| Beef exports                | 13,050        | 18,977        | 20,176        | 14,893        | 16,245        | 22,117        | 17,752        | 9,940         | 7,894         | 6,181        | 9,096         | 14,402        | 170,723        |
| Edible beef offal           | 284           | 233           | 247           | 139           | 260           | 255           | 309           | 245           | 110           | 199          | 153           | 434           | 2,868          |
| <b>Total (beef + offal)</b> | <b>13,334</b> | <b>19,210</b> | <b>20,423</b> | <b>15,032</b> | <b>16,505</b> | <b>22,372</b> | <b>18,061</b> | <b>10,185</b> | <b>8,004</b>  | <b>6,380</b> | <b>9,249</b>  | <b>14,836</b> | <b>173,591</b> |
|                             | 2021          |               |               |               |               |               |               |               |               |              |               |               |                |
|                             | Jan           | Feb           | Mar           | Apr           | May           | Jun           | Jul           | Aug           | Sep           | Oct          | Nov           | Dec           |                |
| Beef exports                | 14,125        | 16,336        | 18,357        | 15,949        | 16,774        | 16,849        | 17,880        |               |               |              |               |               | 116,270        |
| Edible beef offal           | 254           | 329           | 358           | 210           | 344           | 350           | 365           |               |               |              |               |               | 2,210          |
| <b>Total (beef + offal)</b> | <b>14,379</b> | <b>16,665</b> | <b>18,715</b> | <b>16,159</b> | <b>17,118</b> | <b>17,199</b> | <b>18,245</b> |               |               |              |               |               | <b>118,480</b> |

Source: Compiled by MIA from Statistics New Zealand overseas merchandise trade data

**Monthly exports of beef and edible offal to the United States,  
by volume, 2015 - 2021**



Source: Compiled by MIA from Statistics New Zealand overseas merchandise trade data

■ 2015 ■ 2016 ■ 2017 ■ 2018 ■ 2019 ■ 2020 ■ 2021

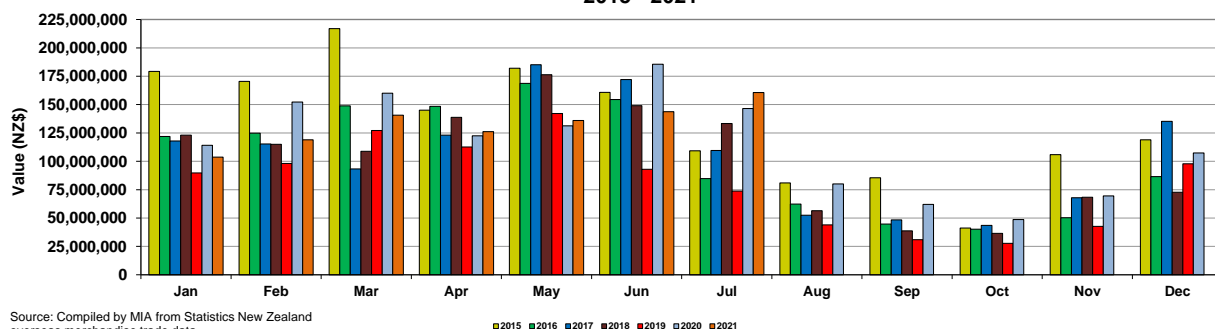


Monthly exports of beef and edible offal to the United States, 2015-2021, by value (NZ\$)

|                             | 2015               |                    |                    |                    |                    |                    |                    |                   |                   |                   |                    |                    |                      |
|-----------------------------|--------------------|--------------------|--------------------|--------------------|--------------------|--------------------|--------------------|-------------------|-------------------|-------------------|--------------------|--------------------|----------------------|
|                             | Jan                | Feb                | Mar                | Apr                | May                | Jun                | Jul                | Aug               | Sep               | Oct               | Nov                | Dec                |                      |
| Beef exports                | 179,095,617        | 169,734,087        | 216,673,534        | 144,297,102        | 181,739,445        | 160,187,406        | 108,443,128        | 80,467,579        | 84,914,653        | 41,062,677        | 105,057,251        | 118,317,786        | 1,589,990,265        |
| Edible beef offal           | 142,765            | 674,400            | 366,175            | 739,607            | 325,805            | 551,527            | 862,059            | 442,007           | 610,577           | 129,764           | 865,678            | 638,795            | 6,349,159            |
| <b>Total (beef + offal)</b> | <b>179,238,382</b> | <b>170,408,487</b> | <b>217,039,709</b> | <b>145,036,709</b> | <b>182,065,250</b> | <b>160,738,933</b> | <b>109,305,187</b> | <b>80,909,586</b> | <b>85,525,230</b> | <b>41,192,441</b> | <b>105,922,929</b> | <b>118,956,581</b> | <b>1,596,339,424</b> |
|                             | 2016               |                    |                    |                    |                    |                    |                    |                   |                   |                   |                    |                    |                      |
|                             | Jan                | Feb                | Mar                | Apr                | May                | Jun                | Jul                | Aug               | Sep               | Oct               | Nov                | Dec                |                      |
| Beef exports                | 121,014,751        | 124,686,988        | 148,563,087        | 148,064,272        | 167,989,289        | 153,438,121        | 83,651,030         | 61,808,371        | 44,495,109        | 40,106,832        | 49,996,595         | 85,923,801         | 1,229,738,246        |
| Edible beef offal           | 886,038            | 132,494            | 347,141            | 365,521            | 682,879            | 975,076            | 1,051,560          | 455,346           | 273,281           | 86,185            | 304,927            | 596,024            | 6,156,472            |
| <b>Total (beef + offal)</b> | <b>121,900,789</b> | <b>124,819,482</b> | <b>148,910,228</b> | <b>148,429,793</b> | <b>168,672,168</b> | <b>154,413,197</b> | <b>84,702,590</b>  | <b>62,263,717</b> | <b>44,768,390</b> | <b>40,193,017</b> | <b>50,301,522</b>  | <b>86,519,825</b>  | <b>1,235,894,718</b> |
|                             | 2017               |                    |                    |                    |                    |                    |                    |                   |                   |                   |                    |                    |                      |
|                             | Jan                | Feb                | Mar                | Apr                | May                | Jun                | Jul                | Aug               | Sep               | Oct               | Nov                | Dec                |                      |
| Beef exports                | 117,090,604        | 114,648,075        | 91,645,264         | 122,499,386        | 183,124,115        | 170,647,396        | 108,272,827        | 51,853,239        | 47,615,980        | 42,841,971        | 67,097,580         | 133,380,731        | 1,250,717,168        |
| Edible beef offal           | 876,400            | 630,362            | 1,688,729          | 626,529            | 1,940,568          | 1,431,534          | 1,349,281          | 632,496           | 828,316           | 720,262           | 870,903            | 1,903,461          | 13,498,841           |
| <b>Total (beef + offal)</b> | <b>117,967,004</b> | <b>115,278,437</b> | <b>93,333,993</b>  | <b>123,125,915</b> | <b>185,064,683</b> | <b>172,078,930</b> | <b>109,622,108</b> | <b>52,485,735</b> | <b>48,444,296</b> | <b>43,562,233</b> | <b>67,968,483</b>  | <b>135,284,192</b> | <b>1,264,216,009</b> |
|                             | 2018               |                    |                    |                    |                    |                    |                    |                   |                   |                   |                    |                    |                      |
|                             | Jan                | Feb                | Mar                | Apr                | May                | Jun                | Jul                | Aug               | Sep               | Oct               | Nov                | Dec                |                      |
| Beef exports                | 121,737,698        | 113,430,953        | 107,699,139        | 137,893,978        | 175,178,273        | 147,648,625        | 131,286,228        | 55,996,771        | 37,404,094        | 35,872,799        | 66,288,777         | 70,473,261         | 1,200,910,596        |
| Edible beef offal           | 1,334,483          | 1,636,946          | 1,153,152          | 823,111            | 1,140,644          | 1,455,283          | 2,113,605          | 519,944           | 1,238,766         | 675,154           | 2,108,165          | 2,319,062          | 16,518,315           |
| <b>Total (beef + offal)</b> | <b>123,072,181</b> | <b>115,067,899</b> | <b>108,852,291</b> | <b>138,717,089</b> | <b>176,318,917</b> | <b>149,103,908</b> | <b>133,399,833</b> | <b>56,516,715</b> | <b>38,642,860</b> | <b>36,547,953</b> | <b>68,396,942</b>  | <b>72,792,323</b>  | <b>1,217,428,911</b> |
|                             | 2019               |                    |                    |                    |                    |                    |                    |                   |                   |                   |                    |                    |                      |
|                             | Jan                | Feb                | Mar                | Apr                | May                | Jun                | Jul                | Aug               | Sep               | Oct               | Nov                | Dec                |                      |
| Beef exports                | 87,762,755         | 95,765,717         | 124,028,614        | 110,304,637        | 139,462,357        | 91,082,052         | 72,203,966         | 42,891,007        | 29,734,456        | 27,153,216        | 40,971,607         | 93,975,216         | 955,335,600          |
| Edible beef offal           | 2,005,336          | 2,417,955          | 3,152,754          | 2,348,475          | 2,624,962          | 1,925,295          | 1,571,128          | 1,048,631         | 1,201,435         | 593,566           | 1,680,837          | 3,819,939          | 24,390,313           |
| <b>Total (beef + offal)</b> | <b>89,768,091</b>  | <b>98,183,672</b>  | <b>127,181,368</b> | <b>112,653,112</b> | <b>142,087,319</b> | <b>93,007,347</b>  | <b>73,775,094</b>  | <b>43,939,638</b> | <b>30,935,891</b> | <b>27,746,782</b> | <b>42,652,444</b>  | <b>97,795,155</b>  | <b>979,725,913</b>   |
|                             | 2020               |                    |                    |                    |                    |                    |                    |                   |                   |                   |                    |                    |                      |
|                             | Jan                | Feb                | Mar                | Apr                | May                | Jun                | Jul                | Aug               | Sep               | Oct               | Nov                | Dec                |                      |
| Beef exports                | 111,677,091        | 150,205,152        | 157,657,008        | 121,273,777        | 129,170,226        | 183,494,978        | 144,249,012        | 77,882,891        | 60,950,594        | 47,026,918        | 67,809,100         | 103,167,068        | 1,354,563,815        |
| Edible beef offal           | 2,442,346          | 2,094,102          | 2,346,588          | 1,192,562          | 2,076,104          | 2,004,001          | 2,287,079          | 2,140,106         | 1,010,803         | 1,715,698         | 1,739,097          | 4,189,107          | 25,237,593           |
| <b>Total (beef + offal)</b> | <b>114,119,437</b> | <b>152,299,254</b> | <b>160,003,596</b> | <b>122,466,339</b> | <b>131,246,330</b> | <b>185,498,979</b> | <b>146,536,091</b> | <b>80,022,997</b> | <b>61,961,397</b> | <b>48,742,616</b> | <b>69,548,197</b>  | <b>107,356,175</b> | <b>1,379,801,408</b> |
|                             | 2021               |                    |                    |                    |                    |                    |                    |                   |                   |                   |                    |                    |                      |
|                             | Jan                | Feb                | Mar                | Apr                | May                | Jun                | Jul                | Aug               | Sep               | Oct               | Nov                | Dec                |                      |
| Beef exports                | 101,547,961        | 115,470,226        | 136,724,273        | 123,672,811        | 132,106,819        | 139,848,891        | 156,060,409        |                   |                   |                   |                    |                    | 905,431,390          |
| Edible beef offal           | 2,175,615          | 3,418,878          | 3,887,172          | 2,529,319          | 3,872,777          | 3,861,733          | 4,536,838          |                   |                   |                   |                    |                    | 24,282,332           |
| <b>Total (beef + offal)</b> | <b>103,723,576</b> | <b>118,889,104</b> | <b>140,611,445</b> | <b>126,202,130</b> | <b>135,979,596</b> | <b>143,710,624</b> | <b>160,597,247</b> |                   |                   |                   |                    |                    | <b>929,713,722</b>   |

Source: Compiled by MIA from Statistics New Zealand overseas merchandise trade data

Exports of beef and edible offal to the United States, 2015 - 2021



Source: Compiled by MIA from Statistics New Zealand overseas merchandise trade data

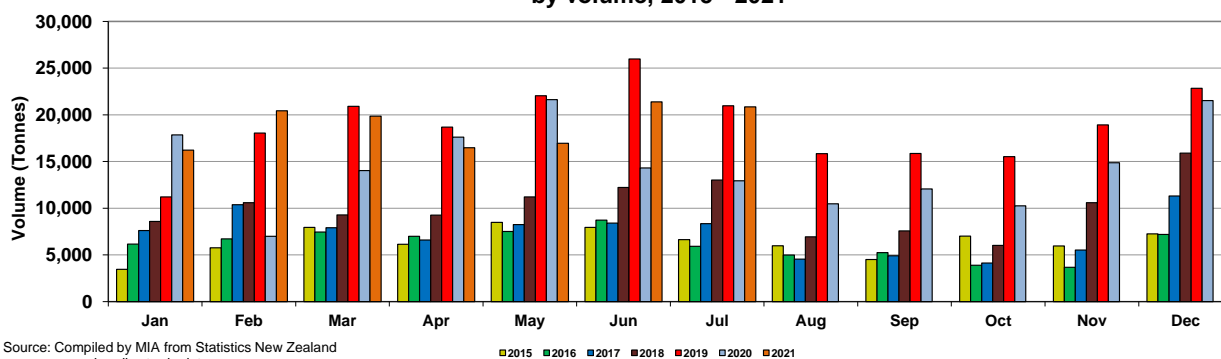
■ 2015 ■ 2016 ■ 2017 ■ 2018 ■ 2019 ■ 2020 ■ 2021

Monthly, exports of beef and edible offal to China, 2015-2021, by volume  
(Tonnes)

|                             | Jan           | Feb           | Mar           | Apr           | May           | Jun           | Jul           | Aug           | Sep           | Oct           | Nov           | Dec           |                |
|-----------------------------|---------------|---------------|---------------|---------------|---------------|---------------|---------------|---------------|---------------|---------------|---------------|---------------|----------------|
| <b>2015</b>                 |               |               |               |               |               |               |               |               |               |               |               |               |                |
| Beef exports                | 3,307         | 5,442         | 7,578         | 5,925         | 8,149         | 7,663         | 6,325         | 5,761         | 4,402         | 6,890         | 5,763         | 6,920         | 74,125         |
| Edible beef offal           | 149           | 325           | 364           | 215           | 333           | 295           | 312           | 220           | 112           | 125           | 197           | 332           | 2,979          |
| <b>Total (beef + offal)</b> | <b>3,456</b>  | <b>5,767</b>  | <b>7,942</b>  | <b>6,140</b>  | <b>8,482</b>  | <b>7,958</b>  | <b>6,637</b>  | <b>5,981</b>  | <b>4,514</b>  | <b>7,015</b>  | <b>5,960</b>  | <b>7,252</b>  | <b>77,104</b>  |
| <b>2016</b>                 |               |               |               |               |               |               |               |               |               |               |               |               |                |
| Beef exports                | 5,881         | 6,456         | 7,110         | 6,637         | 7,188         | 8,314         | 5,538         | 4,861         | 5,051         | 3,730         | 3,499         | 6,925         | 71,190         |
| Edible beef offal           | 274           | 264           | 344           | 362           | 327           | 412           | 387           | 133           | 199           | 166           | 181           | 266           | 3,315          |
| <b>Total (beef + offal)</b> | <b>6,155</b>  | <b>6,720</b>  | <b>7,454</b>  | <b>6,999</b>  | <b>7,515</b>  | <b>8,726</b>  | <b>5,925</b>  | <b>4,994</b>  | <b>5,250</b>  | <b>3,896</b>  | <b>3,680</b>  | <b>7,191</b>  | <b>74,505</b>  |
| <b>2017</b>                 |               |               |               |               |               |               |               |               |               |               |               |               |                |
| Beef exports                | 7,272         | 9,999         | 7,626         | 6,288         | 7,884         | 8,073         | 7,911         | 4,373         | 4,810         | 3,970         | 5,346         | 10,861        | 84,413         |
| Edible beef offal           | 350           | 377           | 277           | 310           | 375           | 333           | 428           | 177           | 108           | 160           | 178           | 446           | 3,519          |
| <b>Total (beef + offal)</b> | <b>7,622</b>  | <b>10,376</b> | <b>7,903</b>  | <b>6,598</b>  | <b>8,259</b>  | <b>8,406</b>  | <b>8,339</b>  | <b>4,550</b>  | <b>4,918</b>  | <b>4,130</b>  | <b>5,524</b>  | <b>11,307</b> | <b>87,932</b>  |
| <b>2018</b>                 |               |               |               |               |               |               |               |               |               |               |               |               |                |
| Beef exports                | 8,278         | 10,028        | 8,865         | 8,827         | 10,772        | 11,569        | 12,408        | 6,707         | 7,379         | 5,675         | 10,157        | 15,387        | 116,052        |
| Edible beef offal           | 305           | 567           | 417           | 439           | 441           | 657           | 613           | 223           | 198           | 338           | 433           | 521           | 5,152          |
| <b>Total (beef + offal)</b> | <b>8,583</b>  | <b>10,595</b> | <b>9,282</b>  | <b>9,266</b>  | <b>11,213</b> | <b>12,226</b> | <b>13,021</b> | <b>6,930</b>  | <b>7,577</b>  | <b>6,013</b>  | <b>10,590</b> | <b>15,908</b> | <b>121,204</b> |
| <b>2019</b>                 |               |               |               |               |               |               |               |               |               |               |               |               |                |
| Beef exports                | 10,868        | 17,512        | 20,309        | 18,107        | 21,253        | 25,290        | 20,303        | 15,448        | 15,282        | 15,126        | 18,340        | 22,206        | 220,044        |
| Edible beef offal           | 338           | 530           | 604           | 571           | 792           | 701           | 661           | 396           | 577           | 407           | 587           | 643           | 6,807          |
| <b>Total (beef + offal)</b> | <b>11,206</b> | <b>18,042</b> | <b>20,913</b> | <b>18,678</b> | <b>22,045</b> | <b>25,991</b> | <b>20,964</b> | <b>15,844</b> | <b>15,859</b> | <b>15,533</b> | <b>18,927</b> | <b>22,849</b> | <b>226,851</b> |
| <b>2020</b>                 |               |               |               |               |               |               |               |               |               |               |               |               |                |
| Beef exports                | 17,374        | 6,746         | 13,396        | 16,987        | 20,912        | 13,649        | 12,341        | 10,079        | 11,669        | 9,925         | 14,506        | 20,877        | 168,461        |
| Edible beef offal           | 482           | 246           | 631           | 633           | 723           | 666           | 608           | 403           | 388           | 336           | 359           | 643           | 6,118          |
| <b>Total (beef + offal)</b> | <b>17,856</b> | <b>6,992</b>  | <b>14,027</b> | <b>17,620</b> | <b>21,635</b> | <b>14,315</b> | <b>12,949</b> | <b>10,482</b> | <b>12,057</b> | <b>10,261</b> | <b>14,865</b> | <b>21,520</b> | <b>174,579</b> |
| <b>2021</b>                 |               |               |               |               |               |               |               |               |               |               |               |               |                |
| Beef exports                | 15,772        | 19,942        | 19,166        | 16,052        | 16,422        | 20,678        | 20,226        |               |               |               |               |               | 128,258        |
| Edible beef offal           | 442           | 494           | 689           | 436           | 538           | 715           | 620           |               |               |               |               |               | 3,934          |
| <b>Total (beef + offal)</b> | <b>16,214</b> | <b>20,436</b> | <b>19,855</b> | <b>16,488</b> | <b>16,960</b> | <b>21,393</b> | <b>20,846</b> |               |               |               |               |               | <b>132,192</b> |

Source: Compiled by MIA from Statistics New Zealand overseas merchandise trade data

Monthly exports of beef and edible offal to China,  
by volume, 2015 - 2021



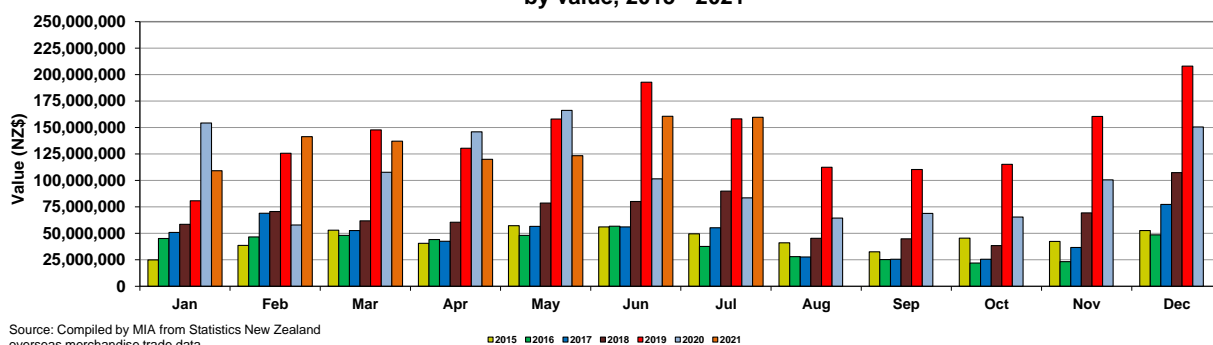
Source: Compiled by MIA from Statistics New Zealand overseas merchandise trade data

Monthly exports of beef and edible offal to China, 2015-2021, by value  
(NZ\$)

|                             | 2015               |                    |                    |                    |                    |                    |                    |                    |                    |                    |                    |                    |                      |
|-----------------------------|--------------------|--------------------|--------------------|--------------------|--------------------|--------------------|--------------------|--------------------|--------------------|--------------------|--------------------|--------------------|----------------------|
|                             | Jan                | Feb                | Mar                | Apr                | May                | Jun                | Jul                | Aug                | Sep                | Oct                | Nov                | Dec                |                      |
| Beef exports                | 24,524,540         | 37,681,889         | 51,758,772         | 39,894,433         | 56,033,969         | 54,839,666         | 48,252,332         | 40,150,738         | 32,026,741         | 44,966,519         | 41,649,725         | 51,083,193         | 522,863,117          |
| Edible beef offal           | 426,744            | 948,521            | 1,189,295          | 723,826            | 1,165,174          | 1,187,789          | 1,278,267          | 956,266            | 534,784            | 516,915            | 809,963            | 1,596,579          | 11,334,123           |
| <b>Total (beef + offal)</b> | <b>24,951,284</b>  | <b>38,630,410</b>  | <b>52,948,067</b>  | <b>40,618,259</b>  | <b>57,199,143</b>  | <b>56,027,455</b>  | <b>49,531,199</b>  | <b>41,107,004</b>  | <b>32,561,525</b>  | <b>45,483,434</b>  | <b>42,459,688</b>  | <b>52,679,772</b>  | <b>534,197,240</b>   |
|                             | 2016               |                    |                    |                    |                    |                    |                    |                    |                    |                    |                    |                    |                      |
|                             | Jan                | Feb                | Mar                | Apr                | May                | Jun                | Jul                | Aug                | Sep                | Oct                | Nov                | Dec                |                      |
| Beef exports                | 43,933,482         | 45,286,763         | 46,606,000         | 42,508,925         | 46,477,293         | 54,655,288         | 35,702,397         | 27,414,192         | 24,214,010         | 21,164,568         | 22,469,646         | 47,332,894         | 457,765,458          |
| Edible beef offal           | 1,191,925          | 1,311,312          | 1,514,837          | 1,739,594          | 1,620,092          | 2,122,253          | 1,922,475          | 633,048            | 969,804            | 743,788            | 796,666            | 1,227,256          | 15,793,050           |
| <b>Total (beef + offal)</b> | <b>45,125,407</b>  | <b>46,598,075</b>  | <b>48,120,837</b>  | <b>44,248,519</b>  | <b>48,097,385</b>  | <b>56,777,541</b>  | <b>37,624,872</b>  | <b>28,047,240</b>  | <b>25,183,814</b>  | <b>21,908,356</b>  | <b>23,266,312</b>  | <b>48,560,150</b>  | <b>473,558,508</b>   |
|                             | 2017               |                    |                    |                    |                    |                    |                    |                    |                    |                    |                    |                    |                      |
|                             | Jan                | Feb                | Mar                | Apr                | May                | Jun                | Jul                | Aug                | Sep                | Oct                | Nov                | Dec                |                      |
| Beef exports                | 49,162,014         | 67,230,677         | 51,247,233         | 41,183,013         | 54,789,001         | 54,344,668         | 53,513,720         | 26,859,888         | 25,131,615         | 24,852,341         | 35,834,274         | 75,434,766         | 559,583,210          |
| Edible beef offal           | 1,641,363          | 1,802,822          | 1,394,634          | 1,399,469          | 1,797,173          | 1,723,960          | 1,846,266          | 811,018            | 488,255            | 715,549            | 780,472            | 1,930,407          | 16,331,388           |
| <b>Total (beef + offal)</b> | <b>50,803,377</b>  | <b>69,033,499</b>  | <b>52,641,867</b>  | <b>42,582,482</b>  | <b>56,586,174</b>  | <b>56,068,628</b>  | <b>55,359,986</b>  | <b>27,670,906</b>  | <b>25,619,870</b>  | <b>25,567,890</b>  | <b>36,614,746</b>  | <b>77,365,173</b>  | <b>575,914,598</b>   |
|                             | 2018               |                    |                    |                    |                    |                    |                    |                    |                    |                    |                    |                    |                      |
|                             | Jan                | Feb                | Mar                | Apr                | May                | Jun                | Jul                | Aug                | Sep                | Oct                | Nov                | Dec                |                      |
| Beef exports                | 57,048,528         | 68,308,910         | 60,008,523         | 58,417,172         | 76,274,279         | 77,095,942         | 87,056,786         | 44,213,393         | 43,918,431         | 37,330,496         | 67,602,269         | 104,824,491        | 782,099,220          |
| Edible beef offal           | 1,463,198          | 2,330,633          | 1,780,730          | 2,028,866          | 2,329,546          | 3,041,232          | 2,796,332          | 1,027,483          | 897,107            | 1,174,688          | 1,720,933          | 2,599,765          | 23,190,513           |
| <b>Total (beef + offal)</b> | <b>58,511,726</b>  | <b>70,639,543</b>  | <b>61,789,253</b>  | <b>60,446,038</b>  | <b>78,603,825</b>  | <b>80,137,174</b>  | <b>89,853,118</b>  | <b>45,240,876</b>  | <b>44,815,538</b>  | <b>38,505,184</b>  | <b>69,323,202</b>  | <b>107,424,256</b> | <b>805,289,733</b>   |
|                             | 2019               |                    |                    |                    |                    |                    |                    |                    |                    |                    |                    |                    |                      |
|                             | Jan                | Feb                | Mar                | Apr                | May                | Jun                | Jul                | Aug                | Sep                | Oct                | Nov                | Dec                |                      |
| Beef exports                | 79,133,813         | 123,211,776        | 144,724,709        | 127,544,350        | 153,596,495        | 188,282,536        | 154,077,583        | 109,882,750        | 107,416,195        | 112,612,033        | 157,326,026        | 203,570,181        | 1,661,378,447        |
| Edible beef offal           | 1,586,568          | 2,483,227          | 2,944,915          | 2,804,376          | 4,443,975          | 4,519,615          | 4,044,559          | 2,557,775          | 2,821,829          | 2,628,055          | 3,094,177          | 4,413,175          | 38,342,244           |
| <b>Total (beef + offal)</b> | <b>80,720,381</b>  | <b>125,695,003</b> | <b>147,669,624</b> | <b>130,348,726</b> | <b>158,040,468</b> | <b>192,802,151</b> | <b>158,122,142</b> | <b>112,440,525</b> | <b>110,238,024</b> | <b>115,240,088</b> | <b>160,420,203</b> | <b>207,983,356</b> | <b>1,699,720,691</b> |
|                             | 2020               |                    |                    |                    |                    |                    |                    |                    |                    |                    |                    |                    |                      |
|                             | Jan                | Feb                | Mar                | Apr                | May                | Jun                | Jul                | Aug                | Sep                | Oct                | Nov                | Dec                |                      |
| Beef exports                | 151,111,563        | 56,318,838         | 103,805,232        | 141,725,513        | 161,240,782        | 97,470,629         | 79,693,238         | 62,052,041         | 67,086,487         | 63,545,976         | 98,333,980         | 147,121,298        | 1,229,505,577        |
| Edible beef offal           | 3,069,234          | 1,574,528          | 3,966,513          | 4,223,068          | 4,911,216          | 4,018,631          | 3,872,839          | 2,296,481          | 1,792,503          | 1,833,246          | 2,105,021          | 3,313,993          | 36,977,273           |
| <b>Total (beef + offal)</b> | <b>154,180,797</b> | <b>57,893,366</b>  | <b>107,771,745</b> | <b>145,948,581</b> | <b>166,151,998</b> | <b>101,489,260</b> | <b>83,566,077</b>  | <b>64,348,522</b>  | <b>68,878,990</b>  | <b>65,379,222</b>  | <b>100,439,001</b> | <b>150,435,291</b> | <b>1,266,482,850</b> |
|                             | 2021               |                    |                    |                    |                    |                    |                    |                    |                    |                    |                    |                    |                      |
|                             | Jan                | Feb                | Mar                | Apr                | May                | Jun                | Jul                | Aug                | Sep                | Oct                | Nov                | Dec                |                      |
| Beef exports                | 106,457,717        | 138,378,874        | 133,212,537        | 117,093,379        | 120,389,767        | 155,965,349        | 155,481,302        |                    |                    |                    |                    |                    | 926,978,925          |
| Edible beef offal           | 2,681,519          | 2,977,723          | 3,943,728          | 2,789,380          | 3,064,634          | 4,626,276          | 4,181,497          |                    |                    |                    |                    |                    | 24,264,757           |
| <b>Total (beef + offal)</b> | <b>109,139,236</b> | <b>141,356,597</b> | <b>137,156,265</b> | <b>119,882,759</b> | <b>123,454,401</b> | <b>160,591,625</b> | <b>159,662,799</b> |                    |                    |                    |                    |                    | <b>951,243,682</b>   |

Source: Compiled by MIA from Statistics New Zealand overseas merchandise trade data

Monthly exports of beef and edible offal to China,  
by value, 2015 - 2021



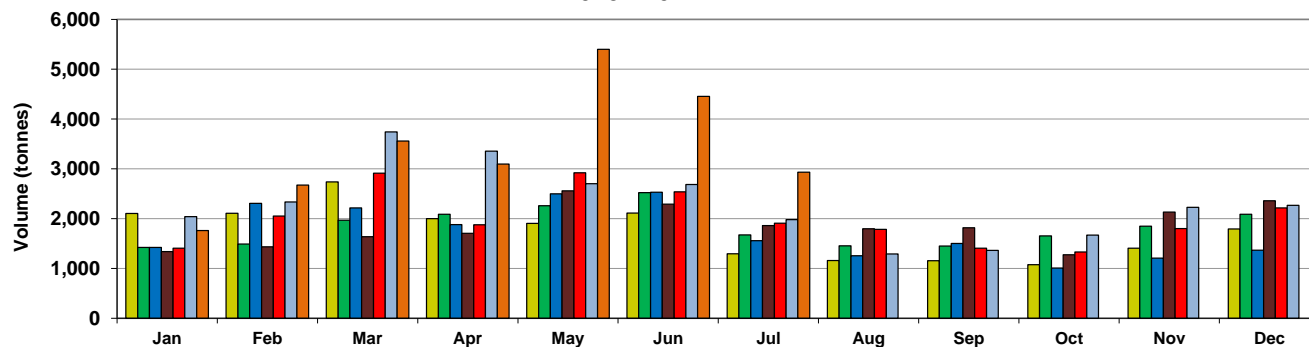
Source: Compiled by MIA from Statistics New Zealand overseas merchandise trade data

**Monthly exports of beef and edible offal to Japan, 2015-2021, by volume  
(Tonnes)**

|                             | 2015         |              |              |              |              |              |              |              |              |              |              |              |               |
|-----------------------------|--------------|--------------|--------------|--------------|--------------|--------------|--------------|--------------|--------------|--------------|--------------|--------------|---------------|
|                             | Jan          | Feb          | Mar          | Apr          | May          | Jun          | Jul          | Aug          | Sep          | Oct          | Nov          | Dec          |               |
| <b>Beef exports</b>         | 1,599        | 1,649        | 2,140        | 1,593        | 1,378        | 1,546        | 881          | 949          | 901          | 812          | 1,125        | 1,303        | <b>15,876</b> |
| <b>Edible beef offal</b>    | 506          | 458          | 597          | 406          | 528          | 567          | 415          | 211          | 255          | 263          | 282          | 489          | <b>4,977</b>  |
| <b>Total (beef + offal)</b> | <b>2,105</b> | <b>2,107</b> | <b>2,737</b> | <b>1,999</b> | <b>1,906</b> | <b>2,113</b> | <b>1,296</b> | <b>1,160</b> | <b>1,156</b> | <b>1,075</b> | <b>1,407</b> | <b>1,792</b> | <b>20,853</b> |
|                             | 2016         |              |              |              |              |              |              |              |              |              |              |              |               |
|                             | Jan          | Feb          | Mar          | Apr          | May          | Jun          | Jul          | Aug          | Sep          | Oct          | Nov          | Dec          |               |
| <b>Beef exports</b>         | 964          | 1,119        | 1,374        | 1,479        | 1,652        | 1,848        | 1,187        | 1,186        | 1,153        | 1,420        | 1,585        | 1,663        | <b>16,630</b> |
| <b>Edible beef offal</b>    | 459          | 370          | 593          | 611          | 608          | 675          | 488          | 268          | 298          | 233          | 266          | 426          | <b>5,295</b>  |
| <b>Total (beef + offal)</b> | <b>1,423</b> | <b>1,489</b> | <b>1,967</b> | <b>2,090</b> | <b>2,260</b> | <b>2,523</b> | <b>1,675</b> | <b>1,454</b> | <b>1,451</b> | <b>1,653</b> | <b>1,851</b> | <b>2,089</b> | <b>21,925</b> |
|                             | 2017         |              |              |              |              |              |              |              |              |              |              |              |               |
|                             | Jan          | Feb          | Mar          | Apr          | May          | Jun          | Jul          | Aug          | Sep          | Oct          | Nov          | Dec          |               |
| <b>Beef exports</b>         | 1,158        | 1,836        | 1,758        | 1,519        | 1,909        | 1,856        | 1,216        | 1,000        | 1,124        | 812          | 937          | 923          | <b>16,048</b> |
| <b>Edible beef offal</b>    | 264          | 470          | 459          | 360          | 590          | 674          | 341          | 254          | 380          | 198          | 270          | 444          | <b>4,704</b>  |
| <b>Total (beef + offal)</b> | <b>1,422</b> | <b>2,306</b> | <b>2,217</b> | <b>1,879</b> | <b>2,499</b> | <b>2,530</b> | <b>1,557</b> | <b>1,254</b> | <b>1,504</b> | <b>1,010</b> | <b>1,207</b> | <b>1,367</b> | <b>20,752</b> |
|                             | 2018         |              |              |              |              |              |              |              |              |              |              |              |               |
|                             | Jan          | Feb          | Mar          | Apr          | May          | Jun          | Jul          | Aug          | Sep          | Oct          | Nov          | Dec          |               |
| <b>Beef exports</b>         | 991          | 1,066        | 1,244        | 1,196        | 1,986        | 1,726        | 1,398        | 1,294        | 1,526        | 1,046        | 1,778        | 1,953        | <b>17,204</b> |
| <b>Edible beef offal</b>    | 348          | 370          | 395          | 510          | 571          | 567          | 462          | 504          | 291          | 228          | 354          | 406          | <b>5,006</b>  |
| <b>Total (beef + offal)</b> | <b>1,339</b> | <b>1,436</b> | <b>1,639</b> | <b>1,706</b> | <b>2,557</b> | <b>2,293</b> | <b>1,860</b> | <b>1,798</b> | <b>1,817</b> | <b>1,274</b> | <b>2,132</b> | <b>2,359</b> | <b>22,210</b> |
|                             | 2019         |              |              |              |              |              |              |              |              |              |              |              |               |
|                             | Jan          | Feb          | Mar          | Apr          | May          | Jun          | Jul          | Aug          | Sep          | Oct          | Nov          | Dec          |               |
| <b>Beef exports</b>         | 1,126        | 1,613        | 2,301        | 1,347        | 2,308        | 1,893        | 1,376        | 1,292        | 1,089        | 1,118        | 1,446        | 1,858        | <b>18,767</b> |
| <b>Edible beef offal</b>    | 279          | 438          | 613          | 528          | 612          | 644          | 531          | 493          | 319          | 215          | 356          | 356          | <b>5,384</b>  |
| <b>Total (beef + offal)</b> | <b>1,405</b> | <b>2,051</b> | <b>2,914</b> | <b>1,875</b> | <b>2,920</b> | <b>2,537</b> | <b>1,907</b> | <b>1,785</b> | <b>1,408</b> | <b>1,333</b> | <b>1,802</b> | <b>2,214</b> | <b>24,151</b> |
|                             | 2020         |              |              |              |              |              |              |              |              |              |              |              |               |
|                             | Jan          | Feb          | Mar          | Apr          | May          | Jun          | Jul          | Aug          | Sep          | Oct          | Nov          | Dec          |               |
| <b>Beef exports</b>         | 1,673        | 1,918        | 3,159        | 2,856        | 2,348        | 2,316        | 1,471        | 1,032        | 1,140        | 1,441        | 1,854        | 1,776        | <b>22,984</b> |
| <b>Edible beef offal</b>    | 368          | 417          | 582          | 499          | 355          | 368          | 510          | 258          | 221          | 228          | 372          | 492          | <b>4,670</b>  |
| <b>Total (beef + offal)</b> | <b>2,041</b> | <b>2,335</b> | <b>3,741</b> | <b>3,355</b> | <b>2,703</b> | <b>2,684</b> | <b>1,981</b> | <b>1,290</b> | <b>1,361</b> | <b>1,669</b> | <b>2,226</b> | <b>2,268</b> | <b>27,654</b> |
|                             | 2021         |              |              |              |              |              |              |              |              |              |              |              |               |
|                             | Jan          | Feb          | Mar          | Apr          | May          | Jun          | Jul          | Aug          | Sep          | Oct          | Nov          | Dec          |               |
| <b>Beef exports</b>         | 1,364        | 2,262        | 2,902        | 2,663        | 4,817        | 3,903        | 2,346        |              |              |              |              |              | <b>20,257</b> |
| <b>Edible beef offal</b>    | 399          | 411          | 658          | 435          | 584          | 550          | 585          |              |              |              |              |              | <b>3,622</b>  |
| <b>Total (beef + offal)</b> | <b>1,763</b> | <b>2,673</b> | <b>3,560</b> | <b>3,098</b> | <b>5,401</b> | <b>4,453</b> | <b>2,931</b> |              |              |              |              |              | <b>23,879</b> |

Source: Compiled by MIA from Statistics New Zealand overseas merchandise trade data

**Monthly exports of beef and edible offal to Japan,  
2015 - 2021**



Source: Compiled by MIA from Statistics New Zealand overseas merchandise trade data

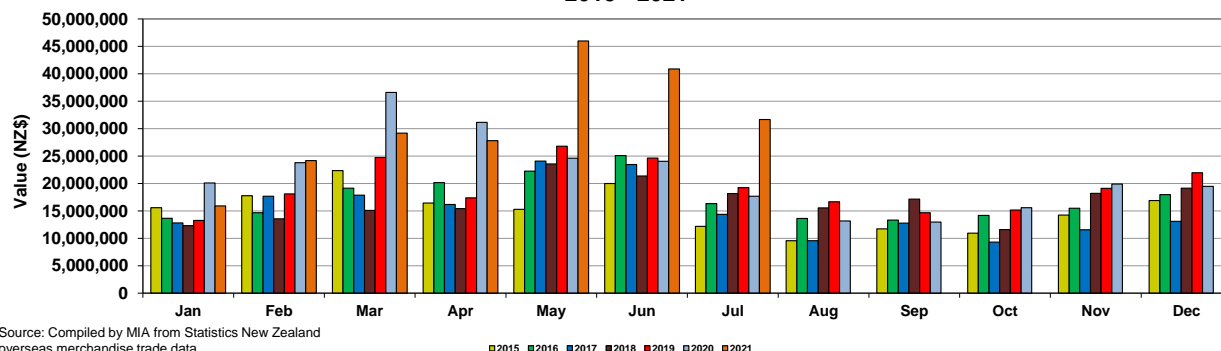
■ 2015 ■ 2016 ■ 2017 ■ 2018 ■ 2019 ■ 2020 ■ 2021

Monthly exports of beef and edible offal to Japan, 2015-2021, by value  
(NZ\$)

|                             | 2015              |                   |                   |                   |                   |                   |                   |                   |                   |                   |                   |                   |                    |
|-----------------------------|-------------------|-------------------|-------------------|-------------------|-------------------|-------------------|-------------------|-------------------|-------------------|-------------------|-------------------|-------------------|--------------------|
|                             | Jan               | Feb               | Mar               | Apr               | May               | Jun               | Jul               | Aug               | Sep               | Oct               | Nov               | Dec               |                    |
| Beef exports                | 12,154,433        | 14,562,227        | 18,315,261        | 13,703,600        | 11,693,266        | 16,096,303        | 9,107,818         | 7,997,968         | 9,506,246         | 8,643,754         | 11,566,036        | 12,265,564        | 145,612,476        |
| Edible beef offal           | 3,435,080         | 3,210,234         | 4,019,007         | 2,726,904         | 3,577,511         | 3,880,622         | 3,057,277         | 1,566,740         | 2,206,115         | 2,279,729         | 2,663,142         | 4,632,491         | 37,254,852         |
| <b>Total (beef + offal)</b> | <b>15,589,513</b> | <b>17,772,461</b> | <b>22,334,268</b> | <b>16,430,504</b> | <b>15,270,777</b> | <b>19,976,925</b> | <b>12,165,095</b> | <b>9,564,708</b>  | <b>11,712,361</b> | <b>10,923,483</b> | <b>14,229,178</b> | <b>16,898,055</b> | <b>182,867,328</b> |
|                             | 2016              |                   |                   |                   |                   |                   |                   |                   |                   |                   |                   |                   |                    |
|                             | Jan               | Feb               | Mar               | Apr               | May               | Jun               | Jul               | Aug               | Sep               | Oct               | Nov               | Dec               |                    |
| Beef exports                | 8,841,959         | 10,585,874        | 12,739,012        | 13,499,431        | 15,249,468        | 16,890,584        | 10,295,533        | 10,339,993        | 9,038,381         | 10,852,705        | 11,902,712        | 12,245,768        | 142,481,420        |
| Edible beef offal           | 4,801,250         | 4,078,377         | 6,414,887         | 6,667,501         | 6,996,321         | 8,196,583         | 6,036,616         | 3,283,783         | 4,276,871         | 3,316,202         | 3,589,333         | 5,730,796         | 63,388,520         |
| <b>Total (beef + offal)</b> | <b>13,643,209</b> | <b>14,664,251</b> | <b>19,153,899</b> | <b>20,166,932</b> | <b>22,245,789</b> | <b>25,087,167</b> | <b>16,332,149</b> | <b>13,623,776</b> | <b>13,315,252</b> | <b>14,168,907</b> | <b>15,492,045</b> | <b>17,976,564</b> | <b>205,869,940</b> |
|                             | 2017              |                   |                   |                   |                   |                   |                   |                   |                   |                   |                   |                   |                    |
|                             | Jan               | Feb               | Mar               | Apr               | May               | Jun               | Jul               | Aug               | Sep               | Oct               | Nov               | Dec               |                    |
| Beef exports                | 9,487,362         | 12,684,338        | 12,896,812        | 12,566,400        | 17,804,619        | 16,721,893        | 10,954,985        | 7,708,350         | 10,469,924        | 7,736,912         | 9,394,905         | 9,529,068         | 137,955,568        |
| Edible beef offal           | 3,328,894         | 5,000,103         | 4,969,545         | 3,612,796         | 6,281,898         | 6,740,159         | 3,403,062         | 1,866,510         | 2,290,888         | 1,558,010         | 2,161,250         | 3,573,430         | 44,786,545         |
| <b>Total (beef + offal)</b> | <b>12,816,256</b> | <b>17,684,441</b> | <b>17,866,357</b> | <b>16,179,196</b> | <b>24,086,517</b> | <b>23,462,052</b> | <b>14,358,047</b> | <b>9,574,860</b>  | <b>12,760,812</b> | <b>9,294,922</b>  | <b>11,556,155</b> | <b>13,102,498</b> | <b>182,742,113</b> |
|                             | 2018              |                   |                   |                   |                   |                   |                   |                   |                   |                   |                   |                   |                    |
|                             | Jan               | Feb               | Mar               | Apr               | May               | Jun               | Jul               | Aug               | Sep               | Oct               | Nov               | Dec               |                    |
| Beef exports                | 9,779,455         | 10,700,554        | 12,296,947        | 11,749,733        | 19,386,057        | 16,949,945        | 14,802,004        | 12,960,470        | 15,205,382        | 10,106,464        | 15,671,645        | 16,260,206        | 165,868,862        |
| Edible beef offal           | 2,533,174         | 2,853,329         | 2,807,662         | 3,670,296         | 4,177,483         | 4,414,958         | 3,355,983         | 2,586,388         | 1,941,468         | 1,501,077         | 2,536,870         | 2,886,808         | 35,265,496         |
| <b>Total (beef + offal)</b> | <b>12,312,629</b> | <b>13,553,883</b> | <b>15,104,609</b> | <b>15,420,029</b> | <b>23,563,540</b> | <b>21,364,903</b> | <b>18,157,987</b> | <b>15,546,858</b> | <b>17,146,850</b> | <b>11,607,541</b> | <b>18,208,515</b> | <b>19,147,014</b> | <b>201,134,358</b> |
|                             | 2019              |                   |                   |                   |                   |                   |                   |                   |                   |                   |                   |                   |                    |
|                             | Jan               | Feb               | Mar               | Apr               | May               | Jun               | Jul               | Aug               | Sep               | Oct               | Nov               | Dec               |                    |
| Beef exports                | 11,117,467        | 14,662,406        | 19,870,719        | 13,078,684        | 21,047,534        | 18,158,568        | 14,038,748        | 13,279,209        | 11,801,655        | 12,874,108        | 15,216,767        | 18,223,895        | 183,369,760        |
| Edible beef offal           | 2,147,519         | 3,424,031         | 4,872,947         | 4,307,088         | 5,743,817         | 6,459,681         | 5,203,154         | 3,364,319         | 2,853,483         | 2,267,303         | 3,897,477         | 3,715,542         | 48,256,361         |
| <b>Total (beef + offal)</b> | <b>13,264,986</b> | <b>18,086,437</b> | <b>24,743,666</b> | <b>17,385,772</b> | <b>26,791,351</b> | <b>24,618,249</b> | <b>19,241,902</b> | <b>16,643,528</b> | <b>14,655,138</b> | <b>15,141,411</b> | <b>19,114,244</b> | <b>21,939,437</b> | <b>231,626,121</b> |
|                             | 2020              |                   |                   |                   |                   |                   |                   |                   |                   |                   |                   |                   |                    |
|                             | Jan               | Feb               | Mar               | Apr               | May               | Jun               | Jul               | Aug               | Sep               | Oct               | Nov               | Dec               |                    |
| Beef exports                | 16,280,231        | 18,748,327        | 29,836,771        | 25,140,893        | 20,836,497        | 20,631,105        | 13,936,075        | 11,041,517        | 11,187,134        | 13,658,730        | 16,762,268        | 15,245,976        | 213,305,524        |
| Edible beef offal           | 3,804,838         | 5,047,209         | 6,746,442         | 5,988,081         | 3,748,853         | 3,427,471         | 3,730,994         | 2,110,202         | 1,788,349         | 1,920,810         | 3,148,209         | 4,226,146         | 45,687,604         |
| <b>Total (beef + offal)</b> | <b>20,085,069</b> | <b>23,795,536</b> | <b>36,583,213</b> | <b>31,128,974</b> | <b>24,585,350</b> | <b>24,058,576</b> | <b>17,667,069</b> | <b>13,151,719</b> | <b>12,975,483</b> | <b>15,579,540</b> | <b>19,910,477</b> | <b>19,472,122</b> | <b>258,993,128</b> |
|                             | 2021              |                   |                   |                   |                   |                   |                   |                   |                   |                   |                   |                   |                    |
|                             | Jan               | Feb               | Mar               | Apr               | May               | Jun               | Jul               | Aug               | Sep               | Oct               | Nov               | Dec               |                    |
| Beef exports                | 12,081,640        | 20,217,360        | 22,351,539        | 22,826,910        | 38,792,978        | 33,548,576        | 22,368,430        |                   |                   |                   |                   |                   | 172,187,433        |
| Edible beef offal           | 3,828,062         | 3,964,669         | 6,836,882         | 4,975,886         | 7,172,762         | 7,339,758         | 9,283,632         |                   |                   |                   |                   |                   | 43,401,651         |
| <b>Total (beef + offal)</b> | <b>15,909,702</b> | <b>24,182,029</b> | <b>29,188,421</b> | <b>27,802,796</b> | <b>45,965,740</b> | <b>40,888,334</b> | <b>31,652,062</b> |                   |                   |                   |                   |                   | <b>215,589,084</b> |

Source: Compiled by MIA from Statistics New Zealand overseas merchandise trade data

Monthly exports of beef and edible offal to Japan,  
2015 - 2021

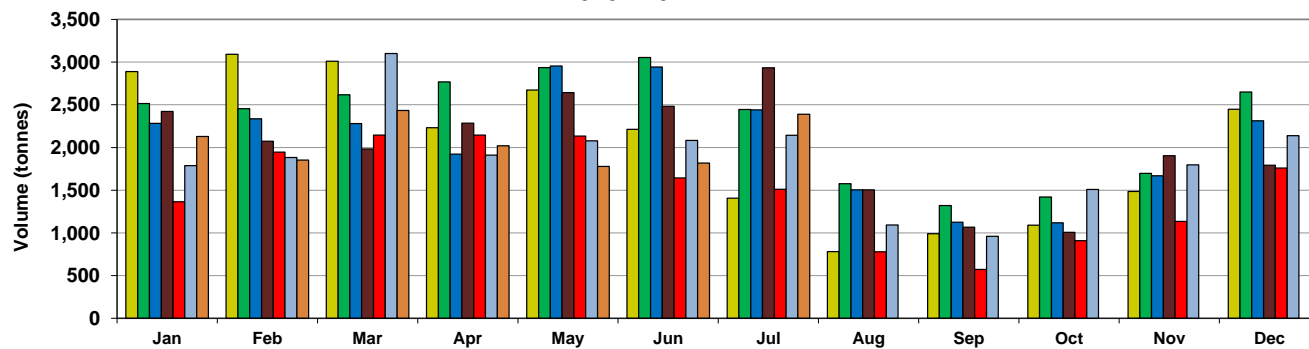


**Monthly exports of beef and edible offal to Korea, 2015-2021, by volume  
(Tonnes)**

|                             | 2015         |              |              |              |              |              |              |              |              |              |              |              |               |
|-----------------------------|--------------|--------------|--------------|--------------|--------------|--------------|--------------|--------------|--------------|--------------|--------------|--------------|---------------|
|                             | Jan          | Feb          | Mar          | Apr          | May          | Jun          | Jul          | Aug          | Sep          | Oct          | Nov          | Dec          |               |
| <b>Beef exports</b>         | 2,366        | 2,382        | 2,216        | 1,722        | 2,027        | 1,805        | 1,094        | 650          | 764          | 835          | 1,189        | 2,033        | <b>19,083</b> |
| <b>Edible beef offal</b>    | 523          | 709          | 793          | 509          | 647          | 407          | 312          | 132          | 226          | 256          | 297          | 415          | <b>5,226</b>  |
| <b>Total (beef + offal)</b> | <b>2,889</b> | <b>3,091</b> | <b>3,009</b> | <b>2,231</b> | <b>2,674</b> | <b>2,212</b> | <b>1,406</b> | <b>782</b>   | <b>990</b>   | <b>1,091</b> | <b>1,486</b> | <b>2,448</b> | <b>24,309</b> |
|                             | 2016         |              |              |              |              |              |              |              |              |              |              |              |               |
|                             | Jan          | Feb          | Mar          | Apr          | May          | Jun          | Jul          | Aug          | Sep          | Oct          | Nov          | Dec          |               |
| <b>Beef exports</b>         | 2,163        | 2,113        | 2,069        | 2,254        | 2,233        | 2,268        | 1,944        | 1,334        | 1,041        | 1,120        | 1,421        | 2,084        | <b>22,044</b> |
| <b>Edible beef offal</b>    | 352          | 342          | 549          | 514          | 703          | 786          | 502          | 241          | 280          | 301          | 275          | 565          | <b>5,410</b>  |
| <b>Total (beef + offal)</b> | <b>2,515</b> | <b>2,455</b> | <b>2,618</b> | <b>2,768</b> | <b>2,936</b> | <b>3,054</b> | <b>2,446</b> | <b>1,575</b> | <b>1,321</b> | <b>1,421</b> | <b>1,696</b> | <b>2,649</b> | <b>27,454</b> |
|                             | 2017         |              |              |              |              |              |              |              |              |              |              |              |               |
|                             | Jan          | Feb          | Mar          | Apr          | May          | Jun          | Jul          | Aug          | Sep          | Oct          | Nov          | Dec          |               |
| <b>Beef exports</b>         | 1,791        | 1,795        | 1,788        | 1,418        | 2,244        | 2,196        | 1,959        | 1,229        | 866          | 861          | 1,303        | 1,771        | <b>19,221</b> |
| <b>Edible beef offal</b>    | 491          | 540          | 492          | 505          | 711          | 746          | 481          | 274          | 259          | 258          | 366          | 541          | <b>5,664</b>  |
| <b>Total (beef + offal)</b> | <b>2,282</b> | <b>2,335</b> | <b>2,280</b> | <b>1,923</b> | <b>2,955</b> | <b>2,942</b> | <b>2,440</b> | <b>1,503</b> | <b>1,125</b> | <b>1,119</b> | <b>1,669</b> | <b>2,312</b> | <b>24,885</b> |
|                             | 2018         |              |              |              |              |              |              |              |              |              |              |              |               |
|                             | Jan          | Feb          | Mar          | Apr          | May          | Jun          | Jul          | Aug          | Sep          | Oct          | Nov          | Dec          |               |
| <b>Beef exports</b>         | 1,893        | 1,590        | 1,532        | 1,814        | 1,928        | 1,981        | 2,375        | 1,278        | 821          | 737          | 1,501        | 1,373        | <b>18,823</b> |
| <b>Edible beef offal</b>    | 530          | 483          | 450          | 471          | 716          | 502          | 558          | 225          | 245          | 269          | 403          | 420          | <b>5,272</b>  |
| <b>Total (beef + offal)</b> | <b>2,423</b> | <b>2,073</b> | <b>1,982</b> | <b>2,285</b> | <b>2,644</b> | <b>2,483</b> | <b>2,933</b> | <b>1,503</b> | <b>1,066</b> | <b>1,006</b> | <b>1,904</b> | <b>1,793</b> | <b>24,095</b> |
|                             | 2019         |              |              |              |              |              |              |              |              |              |              |              |               |
|                             | Jan          | Feb          | Mar          | Apr          | May          | Jun          | Jul          | Aug          | Sep          | Oct          | Nov          | Dec          |               |
| <b>Beef exports</b>         | 1,021        | 1,472        | 1,648        | 1,547        | 1,634        | 1,266        | 1,184        | 621          | 459          | 729          | 865          | 1,470        | <b>13,916</b> |
| <b>Edible beef offal</b>    | 344          | 474          | 498          | 599          | 499          | 378          | 326          | 157          | 113          | 179          | 269          | 289          | <b>4,125</b>  |
| <b>Total (beef + offal)</b> | <b>1,365</b> | <b>1,946</b> | <b>2,146</b> | <b>2,146</b> | <b>2,133</b> | <b>1,644</b> | <b>1,510</b> | <b>778</b>   | <b>572</b>   | <b>908</b>   | <b>1,134</b> | <b>1,759</b> | <b>18,041</b> |
|                             | 2020         |              |              |              |              |              |              |              |              |              |              |              |               |
|                             | Jan          | Feb          | Mar          | Apr          | May          | Jun          | Jul          | Aug          | Sep          | Oct          | Nov          | Dec          |               |
| <b>Beef exports</b>         | 1,331        | 1,423        | 2,621        | 1,508        | 1,505        | 1,486        | 1,713        | 829          | 751          | 1,222        | 1,486        | 1,665        | <b>17,540</b> |
| <b>Edible beef offal</b>    | 456          | 460          | 480          | 403          | 573          | 596          | 430          | 264          | 210          | 286          | 312          | 474          | <b>4,944</b>  |
| <b>Total (beef + offal)</b> | <b>1,787</b> | <b>1,883</b> | <b>3,101</b> | <b>1,911</b> | <b>2,078</b> | <b>2,082</b> | <b>2,143</b> | <b>1,093</b> | <b>961</b>   | <b>1,508</b> | <b>1,798</b> | <b>2,139</b> | <b>22,484</b> |
|                             | 2021         |              |              |              |              |              |              |              |              |              |              |              |               |
|                             | Jan          | Feb          | Mar          | Apr          | May          | Jun          | Jul          | Aug          | Sep          | Oct          | Nov          | Dec          |               |
| <b>Beef exports</b>         | 1,697        | 1,443        | 1,899        | 1,570        | 1,383        | 1,372        | 1,826        |              |              |              |              |              | <b>11,190</b> |
| <b>Edible beef offal</b>    | 433          | 410          | 535          | 450          | 396          | 445          | 564          |              |              |              |              |              | <b>3,233</b>  |
| <b>Total (beef + offal)</b> | <b>2,130</b> | <b>1,853</b> | <b>2,434</b> | <b>2,020</b> | <b>1,779</b> | <b>1,817</b> | <b>2,390</b> |              |              |              |              |              | <b>14,423</b> |

Source: Compiled by MIA from Statistics New Zealand overseas merchandise trade data

**Monthly exports of beef and edible offal to Korea,  
2015 - 2021**



Source: Compiled by MIA from Statistics New Zealand overseas merchandise trade data

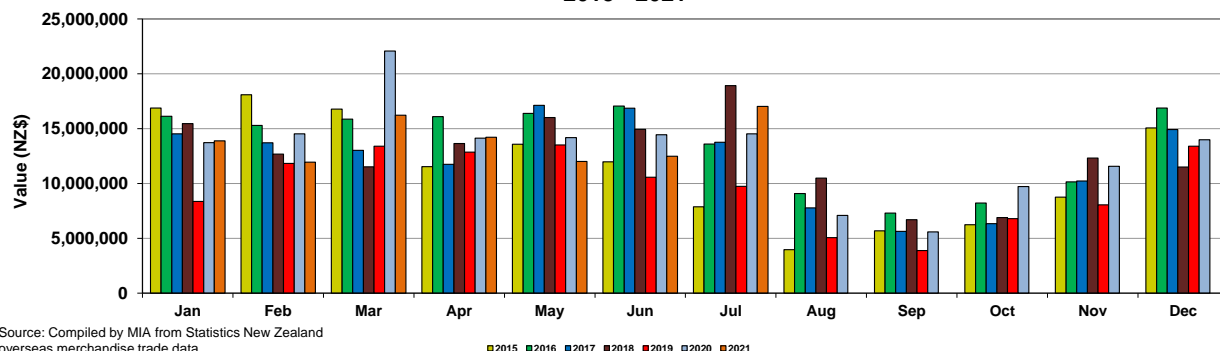
■ 2015 ■ 2016 ■ 2017 ■ 2018 ■ 2019 ■ 2020 ■ 2021

Monthly exports of beef and edible offal to Korea, 2015-2021, by value (NZ\$)

|                             | 2015              |                   |                   |                   |                   |                   |                   |                   |                  |                  |                   |                   |                    |
|-----------------------------|-------------------|-------------------|-------------------|-------------------|-------------------|-------------------|-------------------|-------------------|------------------|------------------|-------------------|-------------------|--------------------|
|                             | Jan               | Feb               | Mar               | Apr               | May               | Jun               | Jul               | Aug               | Sep              | Oct              | Nov               | Dec               |                    |
| Beef exports                | 13,726,316        | 13,833,970        | 12,067,171        | 8,721,230         | 10,268,290        | 9,544,747         | 6,043,957         | 3,340,470         | 4,453,857        | 4,877,971        | 7,014,283         | 12,602,502        | 106,494,764        |
| Edible beef offal           | 3,151,390         | 4,253,465         | 4,713,807         | 2,812,222         | 3,314,641         | 2,427,292         | 1,830,647         | 622,907           | 1,227,696        | 1,352,145        | 1,735,604         | 2,468,231         | 29,910,047         |
| <b>Total (beef + offal)</b> | <b>16,877,706</b> | <b>18,087,435</b> | <b>16,780,978</b> | <b>11,533,452</b> | <b>13,582,931</b> | <b>11,972,039</b> | <b>7,874,604</b>  | <b>3,963,377</b>  | <b>5,681,553</b> | <b>6,230,116</b> | <b>8,749,887</b>  | <b>15,070,733</b> | <b>136,404,811</b> |
|                             | 2016              |                   |                   |                   |                   |                   |                   |                   |                  |                  |                   |                   |                    |
|                             | Jan               | Feb               | Mar               | Apr               | May               | Jun               | Jul               | Aug               | Sep              | Oct              | Nov               | Dec               |                    |
| Beef exports                | 14,042,664        | 13,329,480        | 12,779,754        | 12,859,506        | 12,015,386        | 12,134,274        | 10,955,231        | 7,851,434         | 5,975,200        | 6,785,821        | 8,572,022         | 13,490,109        | 130,790,881        |
| Edible beef offal           | 2,080,661         | 1,964,924         | 3,078,618         | 3,226,551         | 4,379,252         | 4,922,769         | 2,633,415         | 1,236,024         | 1,318,912        | 1,427,893        | 1,567,392         | 3,392,819         | 31,229,230         |
| <b>Total (beef + offal)</b> | <b>16,123,325</b> | <b>15,294,404</b> | <b>15,858,372</b> | <b>16,086,057</b> | <b>16,394,638</b> | <b>17,057,043</b> | <b>13,588,646</b> | <b>9,087,458</b>  | <b>7,294,112</b> | <b>8,213,714</b> | <b>10,139,414</b> | <b>16,882,928</b> | <b>162,020,111</b> |
|                             | 2017              |                   |                   |                   |                   |                   |                   |                   |                  |                  |                   |                   |                    |
|                             | Jan               | Feb               | Mar               | Apr               | May               | Jun               | Jul               | Aug               | Sep              | Oct              | Nov               | Dec               |                    |
| Beef exports                | 11,531,516        | 10,660,232        | 10,291,080        | 8,838,070         | 12,930,446        | 12,613,811        | 11,097,900        | 6,417,753         | 4,338,936        | 5,022,478        | 8,140,352         | 11,779,589        | 113,662,163        |
| Edible beef offal           | 2,989,319         | 3,047,353         | 2,736,347         | 2,901,987         | 4,191,913         | 4,250,928         | 2,663,450         | 1,348,445         | 1,298,948        | 1,313,563        | 2,088,482         | 3,142,096         | 31,972,831         |
| <b>Total (beef + offal)</b> | <b>14,520,835</b> | <b>13,707,585</b> | <b>13,027,427</b> | <b>11,740,057</b> | <b>17,122,359</b> | <b>16,864,739</b> | <b>13,761,350</b> | <b>7,766,198</b>  | <b>5,637,884</b> | <b>6,336,041</b> | <b>10,228,834</b> | <b>14,921,685</b> | <b>145,634,994</b> |
|                             | 2018              |                   |                   |                   |                   |                   |                   |                   |                  |                  |                   |                   |                    |
|                             | Jan               | Feb               | Mar               | Apr               | May               | Jun               | Jul               | Aug               | Sep              | Oct              | Nov               | Dec               |                    |
| Beef exports                | 12,424,516        | 9,948,092         | 9,107,829         | 11,165,374        | 11,935,420        | 12,153,520        | 15,774,624        | 9,301,987         | 5,373,329        | 5,286,768        | 10,002,111        | 9,177,431         | 121,651,001        |
| Edible beef offal           | 3,033,491         | 2,729,392         | 2,413,578         | 2,476,581         | 4,077,774         | 2,777,457         | 3,142,073         | 1,176,794         | 1,325,676        | 1,600,864        | 2,318,065         | 2,330,296         | 29,402,041         |
| <b>Total (beef + offal)</b> | <b>15,458,007</b> | <b>12,677,484</b> | <b>11,521,407</b> | <b>13,641,955</b> | <b>16,013,194</b> | <b>14,930,977</b> | <b>18,916,697</b> | <b>10,478,781</b> | <b>6,699,005</b> | <b>6,887,632</b> | <b>12,320,176</b> | <b>11,507,727</b> | <b>151,053,042</b> |
|                             | 2019              |                   |                   |                   |                   |                   |                   |                   |                  |                  |                   |                   |                    |
|                             | Jan               | Feb               | Mar               | Apr               | May               | Jun               | Jul               | Aug               | Sep              | Oct              | Nov               | Dec               |                    |
| Beef exports                | 6,441,354         | 9,378,180         | 10,483,818        | 9,512,875         | 10,170,912        | 8,103,370         | 7,584,501         | 4,046,950         | 3,178,453        | 5,657,626        | 6,127,317         | 11,487,302        | 92,172,658         |
| Edible beef offal           | 1,917,304         | 2,448,232         | 2,910,619         | 3,340,558         | 3,345,106         | 2,461,620         | 2,145,689         | 1,007,765         | 705,470          | 1,127,482        | 1,931,756         | 1,913,050         | 25,254,651         |
| <b>Total (beef + offal)</b> | <b>8,358,658</b>  | <b>11,826,412</b> | <b>13,394,437</b> | <b>12,853,433</b> | <b>13,516,018</b> | <b>10,564,990</b> | <b>9,730,190</b>  | <b>5,054,715</b>  | <b>3,883,923</b> | <b>6,785,108</b> | <b>8,059,073</b>  | <b>13,400,352</b> | <b>117,427,309</b> |
|                             | 2020              |                   |                   |                   |                   |                   |                   |                   |                  |                  |                   |                   |                    |
|                             | Jan               | Feb               | Mar               | Apr               | May               | Jun               | Jul               | Aug               | Sep              | Oct              | Nov               | Dec               |                    |
| Beef exports                | 10,490,357        | 11,177,133        | 18,869,896        | 11,312,022        | 10,266,209        | 10,227,478        | 11,675,309        | 5,273,006         | 4,404,714        | 7,800,093        | 9,483,789         | 10,894,856        | 121,874,862        |
| Edible beef offal           | 3,235,598         | 3,339,469         | 3,201,469         | 2,817,687         | 3,915,682         | 4,210,989         | 2,843,095         | 1,810,591         | 1,180,777        | 1,913,517        | 2,088,834         | 3,082,753         | 33,640,461         |
| <b>Total (beef + offal)</b> | <b>13,725,955</b> | <b>14,516,602</b> | <b>22,071,365</b> | <b>14,129,709</b> | <b>14,181,891</b> | <b>14,438,467</b> | <b>14,518,404</b> | <b>7,083,597</b>  | <b>5,585,491</b> | <b>9,713,610</b> | <b>11,572,623</b> | <b>13,977,609</b> | <b>155,515,323</b> |
|                             | 2021              |                   |                   |                   |                   |                   |                   |                   |                  |                  |                   |                   |                    |
|                             | Jan               | Feb               | Mar               | Apr               | May               | Jun               | Jul               | Aug               | Sep              | Oct              | Nov               | Dec               |                    |
| Beef exports                | 11,142,152        | 9,304,311         | 12,675,053        | 11,096,586        | 9,360,544         | 9,355,049         | 12,765,088        |                   |                  |                  |                   |                   | 75,698,783         |
| Edible beef offal           | 2,750,035         | 2,641,697         | 3,545,724         | 3,116,881         | 2,653,803         | 3,130,436         | 4,265,334         |                   |                  |                  |                   |                   | 22,103,910         |
| <b>Total (beef + offal)</b> | <b>13,892,187</b> | <b>11,946,008</b> | <b>16,220,777</b> | <b>14,213,467</b> | <b>12,014,347</b> | <b>12,485,485</b> | <b>17,030,422</b> |                   |                  |                  |                   |                   | <b>97,802,693</b>  |

Source: Compiled by MIA from Statistics New Zealand overseas merchandise trade data

Monthly exports of beef and edible offal to Korea, 2015 - 2021

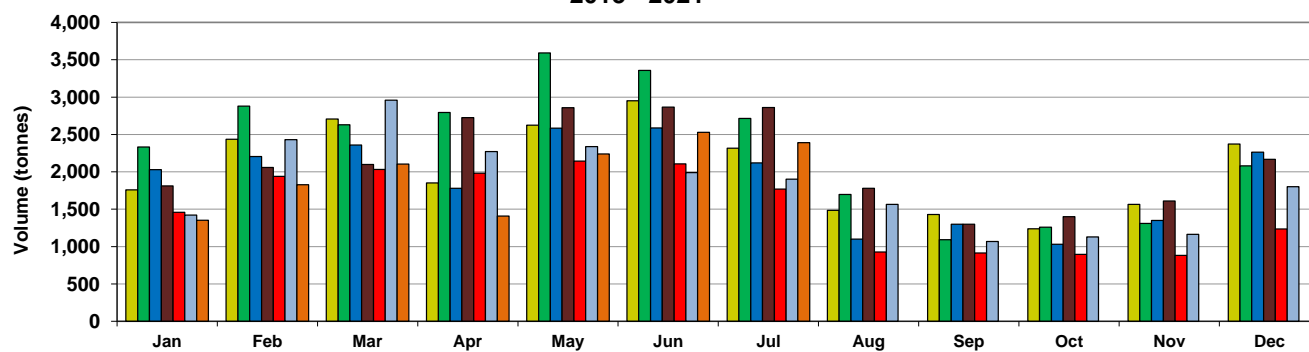


**Monthly exports of beef and edible offal to Taiwan, 2015-2021, by volume  
(Tonnes)**

|                             | 2015         |              |              |              |              |              |              |              |              |              |              |              |               |
|-----------------------------|--------------|--------------|--------------|--------------|--------------|--------------|--------------|--------------|--------------|--------------|--------------|--------------|---------------|
|                             | Jan          | Feb          | Mar          | Apr          | May          | Jun          | Jul          | Aug          | Sep          | Oct          | Nov          | Dec          |               |
| <b>Beef exports</b>         | 1,695        | 2,345        | 2,601        | 1,701        | 2,487        | 2,814        | 2,207        | 1,368        | 1,326        | 1,171        | 1,467        | 2,223        | <b>23,405</b> |
| <b>Edible beef offal</b>    | 65           | 91           | 105          | 151          | 137          | 138          | 109          | 116          | 102          | 68           | 97           | 150          | <b>1,329</b>  |
| <b>Total (beef + offal)</b> | <b>1,760</b> | <b>2,436</b> | <b>2,706</b> | <b>1,852</b> | <b>2,624</b> | <b>2,952</b> | <b>2,316</b> | <b>1,484</b> | <b>1,428</b> | <b>1,239</b> | <b>1,564</b> | <b>2,373</b> | <b>24,734</b> |
|                             | 2016         |              |              |              |              |              |              |              |              |              |              |              |               |
|                             | Jan          | Feb          | Mar          | Apr          | May          | Jun          | Jul          | Aug          | Sep          | Oct          | Nov          | Dec          |               |
| <b>Beef exports</b>         | 2,154        | 2,706        | 2,325        | 2,568        | 3,231        | 3,229        | 2,609        | 1,649        | 1,058        | 1,163        | 1,268        | 1,885        | <b>25,845</b> |
| <b>Edible beef offal</b>    | 179          | 173          | 306          | 226          | 361          | 128          | 105          | 48           | 35           | 95           | 43           | 194          | <b>1,893</b>  |
| <b>Total (beef + offal)</b> | <b>2,333</b> | <b>2,879</b> | <b>2,631</b> | <b>2,794</b> | <b>3,592</b> | <b>3,357</b> | <b>2,714</b> | <b>1,697</b> | <b>1,093</b> | <b>1,258</b> | <b>1,311</b> | <b>2,079</b> | <b>27,738</b> |
|                             | 2017         |              |              |              |              |              |              |              |              |              |              |              |               |
|                             | Jan          | Feb          | Mar          | Apr          | May          | Jun          | Jul          | Aug          | Sep          | Oct          | Nov          | Dec          |               |
| <b>Beef exports</b>         | 1,908        | 2,062        | 2,171        | 1,657        | 2,445        | 2,351        | 1,985        | 1,050        | 1,226        | 993          | 1,257        | 2,127        | <b>21,232</b> |
| <b>Edible beef offal</b>    | 121          | 144          | 187          | 123          | 141          | 237          | 134          | 49           | 72           | 37           | 93           | 136          | <b>1,474</b>  |
| <b>Total (beef + offal)</b> | <b>2,029</b> | <b>2,206</b> | <b>2,358</b> | <b>1,780</b> | <b>2,586</b> | <b>2,588</b> | <b>2,119</b> | <b>1,099</b> | <b>1,298</b> | <b>1,030</b> | <b>1,350</b> | <b>2,263</b> | <b>22,706</b> |
|                             | 2018         |              |              |              |              |              |              |              |              |              |              |              |               |
|                             | Jan          | Feb          | Mar          | Apr          | May          | Jun          | Jul          | Aug          | Sep          | Oct          | Nov          | Dec          |               |
| <b>Beef exports</b>         | 1,715        | 1,958        | 1,977        | 2,487        | 2,648        | 2,705        | 2,679        | 1,699        | 1,198        | 1,360        | 1,551        | 2,057        | <b>24,034</b> |
| <b>Edible beef offal</b>    | 98           | 100          | 122          | 239          | 211          | 161          | 183          | 81           | 102          | 39           | 60           | 111          | <b>1,507</b>  |
| <b>Total (beef + offal)</b> | <b>1,813</b> | <b>2,058</b> | <b>2,099</b> | <b>2,726</b> | <b>2,859</b> | <b>2,866</b> | <b>2,862</b> | <b>1,780</b> | <b>1,300</b> | <b>1,399</b> | <b>1,611</b> | <b>2,168</b> | <b>25,541</b> |
|                             | 2019         |              |              |              |              |              |              |              |              |              |              |              |               |
|                             | Jan          | Feb          | Mar          | Apr          | May          | Jun          | Jul          | Aug          | Sep          | Oct          | Nov          | Dec          |               |
| <b>Beef exports</b>         | 1,395        | 1,879        | 1,952        | 1,849        | 2,021        | 1,939        | 1,651        | 873          | 840          | 811          | 796          | 1,102        | <b>17,108</b> |
| <b>Edible beef offal</b>    | 63           | 61           | 79           | 134          | 123          | 168          | 119          | 54           | 75           | 84           | 85           | 134          | <b>1,179</b>  |
| <b>Total (beef + offal)</b> | <b>1,458</b> | <b>1,940</b> | <b>2,031</b> | <b>1,983</b> | <b>2,144</b> | <b>2,107</b> | <b>1,770</b> | <b>927</b>   | <b>915</b>   | <b>895</b>   | <b>881</b>   | <b>1,236</b> | <b>18,287</b> |
|                             | 2020         |              |              |              |              |              |              |              |              |              |              |              |               |
|                             | Jan          | Feb          | Mar          | Apr          | May          | Jun          | Jul          | Aug          | Sep          | Oct          | Nov          | Dec          |               |
| <b>Beef exports</b>         | 1,293        | 2,287        | 2,810        | 2,158        | 2,190        | 1,832        | 1,753        | 1,507        | 946          | 1,076        | 1,082        | 1,683        | <b>20,617</b> |
| <b>Edible beef offal</b>    | 128          | 144          | 149          | 113          | 149          | 158          | 150          | 58           | 123          | 53           | 82           | 118          | <b>1,425</b>  |
| <b>Total (beef + offal)</b> | <b>1,421</b> | <b>2,431</b> | <b>2,959</b> | <b>2,271</b> | <b>2,339</b> | <b>1,990</b> | <b>1,903</b> | <b>1,565</b> | <b>1,069</b> | <b>1,129</b> | <b>1,164</b> | <b>1,801</b> | <b>22,042</b> |
|                             | 2021         |              |              |              |              |              |              |              |              |              |              |              |               |
|                             | Jan          | Feb          | Mar          | Apr          | May          | Jun          | Jul          | Aug          | Sep          | Oct          | Nov          | Dec          |               |
| <b>Beef exports</b>         | 1,248        | 1,669        | 1,909        | 1,296        | 2,032        | 2,352        | 2,203        |              |              |              |              |              | <b>12,709</b> |
| <b>Edible beef offal</b>    | 103          | 160          | 195          | 112          | 207          | 176          | 188          |              |              |              |              |              | <b>1,141</b>  |
| <b>Total (beef + offal)</b> | <b>1,351</b> | <b>1,829</b> | <b>2,104</b> | <b>1,408</b> | <b>2,239</b> | <b>2,528</b> | <b>2,391</b> |              |              |              |              |              | <b>13,850</b> |

Source: Compiled by MIA from Statistics New Zealand overseas merchandise trade data

**Monthly exports of beef and edible offal to Taiwan,  
2015 - 2021**



Source: Compiled by MIA from Statistics New Zealand overseas merchandise trade data

■ 2015 ■ 2016 ■ 2017 ■ 2018 ■ 2019 ■ 2020 ■ 2021

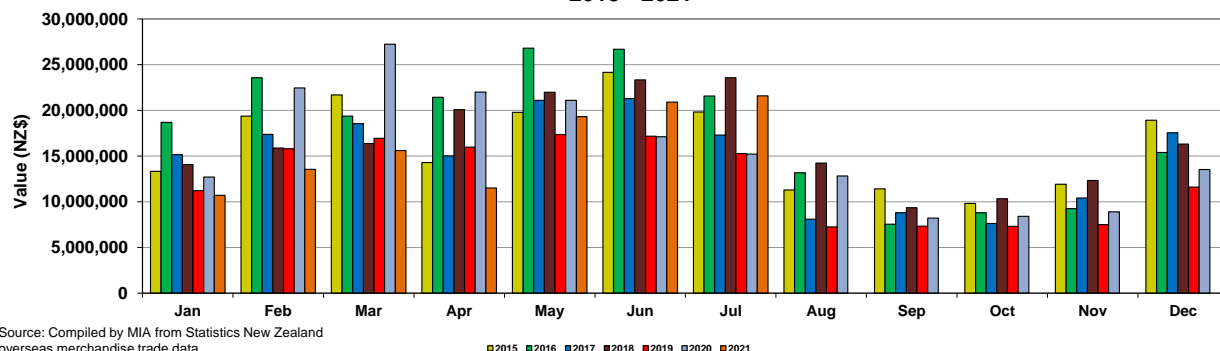


**Monthly exports of beef and edible offal to Taiwan, 2015-2021, by value (NZ\$)**

|                             | 2015              |                   |                   |                   |                   |                   |                   |                   |                   |                   |                   |                   |                    |
|-----------------------------|-------------------|-------------------|-------------------|-------------------|-------------------|-------------------|-------------------|-------------------|-------------------|-------------------|-------------------|-------------------|--------------------|
|                             | Jan               | Feb               | Mar               | Apr               | May               | Jun               | Jul               | Aug               | Sep               | Oct               | Nov               | Dec               |                    |
| <b>Beef exports</b>         | 13,051,061        | 18,888,037        | 21,148,483        | 13,430,184        | 19,105,234        | 23,434,668        | 19,253,334        | 10,703,656        | 10,699,106        | 9,415,635         | 11,330,234        | 18,006,973        | <b>188,466,605</b> |
| <b>Edible beef offal</b>    | 275,999           | 482,612           | 540,648           | 856,908           | 678,284           | 729,854           | 574,426           | 578,814           | 706,371           | 395,363           | 594,548           | 909,854           | <b>7,323,681</b>   |
| <b>Total (beef + offal)</b> | <b>13,327,060</b> | <b>19,370,649</b> | <b>21,689,131</b> | <b>14,287,092</b> | <b>19,783,518</b> | <b>24,164,522</b> | <b>19,827,760</b> | <b>11,282,470</b> | <b>11,405,477</b> | <b>9,810,998</b>  | <b>11,924,782</b> | <b>18,916,827</b> | <b>195,790,286</b> |
|                             | 2016              |                   |                   |                   |                   |                   |                   |                   |                   |                   |                   |                   |                    |
|                             | Jan               | Feb               | Mar               | Apr               | May               | Jun               | Jul               | Aug               | Sep               | Oct               | Nov               | Dec               |                    |
| <b>Beef exports</b>         | 17,954,641        | 22,663,906        | 18,696,490        | 20,779,682        | 26,019,034        | 25,827,133        | 21,075,289        | 12,907,787        | 7,352,614         | 8,019,764         | 9,005,696         | 13,962,553        | <b>204,264,589</b> |
| <b>Edible beef offal</b>    | 720,477           | 905,804           | 671,185           | 640,143           | 780,880           | 858,650           | 494,256           | 272,387           | 197,748           | 780,174           | 236,111           | 1,418,361         | <b>7,976,176</b>   |
| <b>Total (beef + offal)</b> | <b>18,675,118</b> | <b>23,569,710</b> | <b>19,367,675</b> | <b>21,419,825</b> | <b>26,799,914</b> | <b>26,685,783</b> | <b>21,569,545</b> | <b>13,180,174</b> | <b>7,550,362</b>  | <b>8,799,938</b>  | <b>9,241,807</b>  | <b>15,380,914</b> | <b>212,240,765</b> |
|                             | 2017              |                   |                   |                   |                   |                   |                   |                   |                   |                   |                   |                   |                    |
|                             | Jan               | Feb               | Mar               | Apr               | May               | Jun               | Jul               | Aug               | Sep               | Oct               | Nov               | Dec               |                    |
| <b>Beef exports</b>         | 14,271,656        | 16,354,744        | 17,279,911        | 14,056,937        | 20,154,884        | 19,620,540        | 16,338,829        | 7,747,909         | 8,351,960         | 7,361,189         | 9,809,855         | 16,599,338        | <b>167,947,752</b> |
| <b>Edible beef offal</b>    | 884,387           | 1,016,805         | 1,260,123         | 955,461           | 931,868           | 1,674,601         | 951,896           | 346,868           | 442,751           | 253,743           | 597,097           | 955,070           | <b>10,270,670</b>  |
| <b>Total (beef + offal)</b> | <b>15,156,043</b> | <b>17,371,549</b> | <b>18,540,034</b> | <b>15,012,398</b> | <b>21,086,752</b> | <b>21,295,141</b> | <b>17,290,725</b> | <b>8,094,777</b>  | <b>8,794,711</b>  | <b>7,614,932</b>  | <b>10,406,952</b> | <b>17,554,408</b> | <b>178,218,422</b> |
|                             | 2018              |                   |                   |                   |                   |                   |                   |                   |                   |                   |                   |                   |                    |
|                             | Jan               | Feb               | Mar               | Apr               | May               | Jun               | Jul               | Aug               | Sep               | Oct               | Nov               | Dec               |                    |
| <b>Beef exports</b>         | 13,508,127        | 15,240,328        | 15,578,513        | 18,579,550        | 20,536,994        | 22,323,824        | 22,447,658        | 13,699,992        | 8,746,489         | 10,015,044        | 11,867,003        | 15,499,889        | <b>188,043,411</b> |
| <b>Edible beef offal</b>    | 569,534           | 632,344           | 797,157           | 1,491,908         | 1,438,330         | 1,016,801         | 1,119,012         | 534,763           | 595,361           | 322,539           | 452,173           | 807,962           | <b>9,777,884</b>   |
| <b>Total (beef + offal)</b> | <b>14,077,661</b> | <b>15,872,672</b> | <b>16,375,670</b> | <b>20,071,458</b> | <b>21,975,324</b> | <b>23,340,625</b> | <b>23,566,670</b> | <b>14,234,755</b> | <b>9,341,850</b>  | <b>10,337,583</b> | <b>12,319,176</b> | <b>16,307,851</b> | <b>197,821,295</b> |
|                             | 2019              |                   |                   |                   |                   |                   |                   |                   |                   |                   |                   |                   |                    |
|                             | Jan               | Feb               | Mar               | Apr               | May               | Jun               | Jul               | Aug               | Sep               | Oct               | Nov               | Dec               |                    |
| <b>Beef exports</b>         | 10,820,566        | 15,386,010        | 16,477,321        | 15,183,352        | 16,562,003        | 16,250,873        | 14,556,786        | 6,933,525         | 6,725,701         | 6,647,183         | 6,646,468         | 10,282,565        | <b>142,472,353</b> |
| <b>Edible beef offal</b>    | 391,078           | 411,371           | 464,400           | 797,534           | 792,917           | 918,112           | 716,720           | 310,127           | 604,818           | 659,723           | 860,007           | 1,313,013         | <b>8,239,820</b>   |
| <b>Total (beef + offal)</b> | <b>11,211,644</b> | <b>15,797,381</b> | <b>16,941,721</b> | <b>15,980,886</b> | <b>17,354,920</b> | <b>17,168,985</b> | <b>15,273,506</b> | <b>7,243,652</b>  | <b>7,330,519</b>  | <b>7,306,906</b>  | <b>7,506,475</b>  | <b>11,595,578</b> | <b>150,712,173</b> |
|                             | 2020              |                   |                   |                   |                   |                   |                   |                   |                   |                   |                   |                   |                    |
|                             | Jan               | Feb               | Mar               | Apr               | May               | Jun               | Jul               | Aug               | Sep               | Oct               | Nov               | Dec               |                    |
| <b>Beef exports</b>         | 11,740,211        | 21,205,085        | 26,126,815        | 21,126,391        | 19,988,335        | 16,010,526        | 14,102,890        | 12,432,896        | 7,432,294         | 7,950,050         | 8,267,617         | 12,660,522        | <b>179,043,632</b> |
| <b>Edible beef offal</b>    | 958,176           | 1,239,144         | 1,102,313         | 862,084           | 1,109,377         | 1,110,107         | 1,117,406         | 376,959           | 782,359           | 462,523           | 638,215           | 873,684           | <b>10,632,347</b>  |
| <b>Total (beef + offal)</b> | <b>12,698,387</b> | <b>22,444,229</b> | <b>27,229,128</b> | <b>21,988,475</b> | <b>21,097,712</b> | <b>17,120,633</b> | <b>15,220,296</b> | <b>12,809,855</b> | <b>8,214,653</b>  | <b>8,412,573</b>  | <b>8,905,832</b>  | <b>13,534,206</b> | <b>189,675,979</b> |
|                             | 2021              |                   |                   |                   |                   |                   |                   |                   |                   |                   |                   |                   |                    |
|                             | Jan               | Feb               | Mar               | Apr               | May               | Jun               | Jul               | Aug               | Sep               | Oct               | Nov               | Dec               |                    |
| <b>Beef exports</b>         | 9,910,429         | 12,493,962        | 14,056,154        | 10,728,498        | 17,533,681        | 19,258,346        | 19,781,476        |                   |                   |                   |                   |                   | <b>103,762,546</b> |
| <b>Edible beef offal</b>    | 790,223           | 1,052,158         | 1,538,576         | 775,190           | 1,774,111         | 1,632,566         | 1,809,844         |                   |                   |                   |                   |                   | <b>9,372,668</b>   |
| <b>Total (beef + offal)</b> | <b>10,700,652</b> | <b>13,546,120</b> | <b>15,594,730</b> | <b>11,503,688</b> | <b>19,307,792</b> | <b>20,890,912</b> | <b>21,591,320</b> |                   |                   |                   |                   |                   | <b>113,135,214</b> |

Source: Compiled by MIA from Statistics New Zealand overseas merchandise trade data

**Monthly exports of beef and edible offal to Taiwan, 2015 - 2021**



Source: Compiled by MIA from Statistics New Zealand overseas merchandise trade data

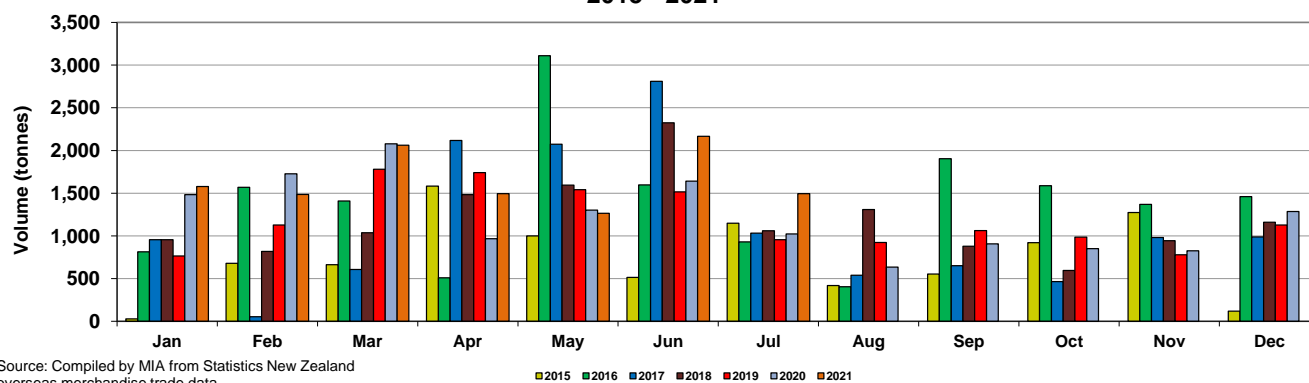
■ 2015 ■ 2016 ■ 2017 ■ 2018 ■ 2019 ■ 2020 ■ 2021

**Monthly exports of beef and edible offal to Indonesia, 2015-2021, by volume  
(Tonnes)**

|                             | 2015         |              |              |              |              |              |              |              |              |              |              |              |               |
|-----------------------------|--------------|--------------|--------------|--------------|--------------|--------------|--------------|--------------|--------------|--------------|--------------|--------------|---------------|
|                             | Jan          | Feb          | Mar          | Apr          | May          | Jun          | Jul          | Aug          | Sep          | Oct          | Nov          | Dec          |               |
| Beef exports                | 23           | 575          | 543          | 1,366        | 746          | 456          | 1,060        | 356          | 490          | 865          | 1,169        | 87           | 7,736         |
| Edible beef offal           | 5            | 103          | 120          | 218          | 254          | 58           | 89           | 62           | 63           | 55           | 104          | 32           | 1,163         |
| <b>Total (beef + offal)</b> | <b>28</b>    | <b>678</b>   | <b>663</b>   | <b>1,584</b> | <b>1,000</b> | <b>514</b>   | <b>1,149</b> | <b>418</b>   | <b>553</b>   | <b>920</b>   | <b>1,273</b> | <b>119</b>   | <b>8,899</b>  |
|                             | 2016         |              |              |              |              |              |              |              |              |              |              |              |               |
|                             | Jan          | Feb          | Mar          | Apr          | May          | Jun          | Jul          | Aug          | Sep          | Oct          | Nov          | Dec          |               |
| Beef exports                | 458          | 1,023        | 1,052        | 326          | 2,407        | 1,142        | 518          | 243          | 1,447        | 1,164        | 962          | 957          | 11,699        |
| Edible beef offal           | 355          | 545          | 357          | 183          | 703          | 456          | 411          | 162          | 457          | 423          | 407          | 502          | 4,961         |
| <b>Total (beef + offal)</b> | <b>813</b>   | <b>1,568</b> | <b>1,409</b> | <b>509</b>   | <b>3,110</b> | <b>1,598</b> | <b>929</b>   | <b>405</b>   | <b>1,904</b> | <b>1,587</b> | <b>1,369</b> | <b>1,459</b> | <b>16,660</b> |
|                             | 2017         |              |              |              |              |              |              |              |              |              |              |              |               |
|                             | Jan          | Feb          | Mar          | Apr          | May          | Jun          | Jul          | Aug          | Sep          | Oct          | Nov          | Dec          |               |
| Beef exports                | 442          | 29           | 257          | 980          | 940          | 1,533        | 448          | 252          | 432          | 271          | 558          | 443          | 6,585         |
| Edible beef offal           | 514          | 24           | 350          | 1,137        | 1,134        | 1,277        | 584          | 287          | 220          | 195          | 423          | 544          | 6,689         |
| <b>Total (beef + offal)</b> | <b>956</b>   | <b>53</b>    | <b>607</b>   | <b>2,117</b> | <b>2,074</b> | <b>2,810</b> | <b>1,032</b> | <b>539</b>   | <b>652</b>   | <b>466</b>   | <b>981</b>   | <b>987</b>   | <b>13,274</b> |
|                             | 2018         |              |              |              |              |              |              |              |              |              |              |              |               |
|                             | Jan          | Feb          | Mar          | Apr          | May          | Jun          | Jul          | Aug          | Sep          | Oct          | Nov          | Dec          |               |
| Beef exports                | 372          | 300          | 383          | 785          | 928          | 980          | 544          | 667          | 599          | 358          | 496          | 526          | 6,938         |
| Edible beef offal           | 583          | 519          | 653          | 698          | 666          | 1,344        | 516          | 641          | 279          | 238          | 447          | 634          | 7,218         |
| <b>Total (beef + offal)</b> | <b>955</b>   | <b>819</b>   | <b>1,036</b> | <b>1,483</b> | <b>1,594</b> | <b>2,324</b> | <b>1,060</b> | <b>1,308</b> | <b>878</b>   | <b>596</b>   | <b>943</b>   | <b>1,160</b> | <b>14,156</b> |
|                             | 2019         |              |              |              |              |              |              |              |              |              |              |              |               |
|                             | Jan          | Feb          | Mar          | Apr          | May          | Jun          | Jul          | Aug          | Sep          | Oct          | Nov          | Dec          |               |
| Beef exports                | 141          | 308          | 630          | 795          | 717          | 672          | 331          | 565          | 732          | 682          | 443          | 431          | 6,447         |
| Edible beef offal           | 625          | 819          | 1,151        | 947          | 825          | 844          | 625          | 358          | 330          | 303          | 335          | 697          | 7,859         |
| <b>Total (beef + offal)</b> | <b>766</b>   | <b>1,127</b> | <b>1,781</b> | <b>1,742</b> | <b>1,542</b> | <b>1,516</b> | <b>956</b>   | <b>923</b>   | <b>1,062</b> | <b>985</b>   | <b>778</b>   | <b>1,128</b> | <b>14,306</b> |
|                             | 2020         |              |              |              |              |              |              |              |              |              |              |              |               |
|                             | Jan          | Feb          | Mar          | Apr          | May          | Jun          | Jul          | Aug          | Sep          | Oct          | Nov          | Dec          |               |
| Beef exports                | 807          | 763          | 1,380        | 412          | 713          | 546          | 419          | 298          | 624          | 560          | 392          | 503          | 7,417         |
| Edible beef offal           | 675          | 965          | 699          | 556          | 588          | 1,095        | 603          | 336          | 283          | 292          | 434          | 782          | 7,308         |
| <b>Total (beef + offal)</b> | <b>1,482</b> | <b>1,728</b> | <b>2,079</b> | <b>968</b>   | <b>1,301</b> | <b>1,641</b> | <b>1,022</b> | <b>634</b>   | <b>907</b>   | <b>852</b>   | <b>826</b>   | <b>1,285</b> | <b>14,725</b> |
|                             | 2021         |              |              |              |              |              |              |              |              |              |              |              |               |
|                             | Jan          | Feb          | Mar          | Apr          | May          | Jun          | Jul          | Aug          | Sep          | Oct          | Nov          | Dec          |               |
| Beef exports                | 700          | 723          | 1,075        | 757          | 598          | 1,243        | 780          |              |              |              |              |              | 5,876         |
| Edible beef offal           | 878          | 762          | 987          | 738          | 666          | 924          | 714          |              |              |              |              |              | 5,669         |
| <b>Total (beef + offal)</b> | <b>1,578</b> | <b>1,485</b> | <b>2,062</b> | <b>1,495</b> | <b>1,264</b> | <b>2,167</b> | <b>1,494</b> |              |              |              |              |              | <b>11,545</b> |

Source: Compiled by MIA from Statistics New Zealand overseas merchandise trade data

**Monthly exports of beef and edible offal to Indonesia,  
2015 - 2021**



Source: Compiled by MIA from Statistics New Zealand overseas merchandise trade data

Monthly exports of beef and edible offal to Indonesia, 2015-2021, by value  
(NZ\$)

|                             | 2015             |                  |                   |                   |                   |                   |                  |                  |                  |                  |                  |                  |                   |
|-----------------------------|------------------|------------------|-------------------|-------------------|-------------------|-------------------|------------------|------------------|------------------|------------------|------------------|------------------|-------------------|
|                             | Jan              | Feb              | Mar               | Apr               | May               | Jun               | Jul              | Aug              | Sep              | Oct              | Nov              | Dec              |                   |
| Beef exports                | 218,072          | 4,460,279        | 3,391,626         | 9,564,042         | 5,389,881         | 3,120,551         | 7,323,438        | 2,223,971        | 2,839,154        | 4,946,037        | 6,350,608        | 506,856          | 50,334,515        |
| Edible beef offal           | 45,998           | 970,760          | 774,211           | 1,191,233         | 1,422,923         | 512,869           | 794,730          | 402,911          | 476,805          | 328,684          | 701,657          | 115,482          | 7,738,263         |
| <b>Total (beef + offal)</b> | <b>264,070</b>   | <b>5,431,039</b> | <b>4,165,837</b>  | <b>10,755,275</b> | <b>6,812,804</b>  | <b>3,633,420</b>  | <b>8,118,168</b> | <b>2,626,882</b> | <b>3,315,959</b> | <b>5,274,721</b> | <b>7,052,265</b> | <b>622,338</b>   | <b>58,072,778</b> |
|                             | 2016             |                  |                   |                   |                   |                   |                  |                  |                  |                  |                  |                  |                   |
|                             | Jan              | Feb              | Mar               | Apr               | May               | Jun               | Jul              | Aug              | Sep              | Oct              | Nov              | Dec              |                   |
| Beef exports                | 2,758,174        | 6,110,471        | 5,026,717         | 1,903,886         | 13,973,010        | 7,109,877         | 3,243,496        | 994,960          | 7,277,739        | 5,726,699        | 4,997,666        | 5,079,134        | 64,201,829        |
| Edible beef offal           | 1,244,189        | 1,682,991        | 931,795           | 415,010           | 1,904,768         | 1,172,214         | 903,886          | 349,615          | 898,872          | 864,535          | 962,707          | 1,111,752        | 12,442,334        |
| <b>Total (beef + offal)</b> | <b>4,002,363</b> | <b>7,793,462</b> | <b>5,958,512</b>  | <b>2,318,896</b>  | <b>15,877,778</b> | <b>8,282,091</b>  | <b>4,147,382</b> | <b>1,344,575</b> | <b>8,176,611</b> | <b>6,591,234</b> | <b>5,960,373</b> | <b>6,190,886</b> | <b>76,644,163</b> |
|                             | 2017             |                  |                   |                   |                   |                   |                  |                  |                  |                  |                  |                  |                   |
|                             | Jan              | Feb              | Mar               | Apr               | May               | Jun               | Jul              | Aug              | Sep              | Oct              | Nov              | Dec              |                   |
| Beef exports                | 2,310,239        | 258,891          | 1,314,682         | 3,974,071         | 4,721,220         | 8,694,827         | 2,452,738        | 1,212,135        | 1,732,540        | 1,223,029        | 2,323,842        | 2,109,287        | 32,327,501        |
| Edible beef offal           | 1,160,886        | 33,484           | 783,422           | 2,499,554         | 2,477,249         | 3,105,459         | 1,464,189        | 766,275          | 720,121          | 572,705          | 1,327,181        | 1,656,896        | 16,567,421        |
| <b>Total (beef + offal)</b> | <b>3,471,125</b> | <b>292,375</b>   | <b>2,098,104</b>  | <b>6,473,625</b>  | <b>7,198,469</b>  | <b>11,800,286</b> | <b>3,916,927</b> | <b>1,978,410</b> | <b>2,452,661</b> | <b>1,795,734</b> | <b>3,651,023</b> | <b>3,766,183</b> | <b>48,894,922</b> |
|                             | 2018             |                  |                   |                   |                   |                   |                  |                  |                  |                  |                  |                  |                   |
|                             | Jan              | Feb              | Mar               | Apr               | May               | Jun               | Jul              | Aug              | Sep              | Oct              | Nov              | Dec              |                   |
| Beef exports                | 1,161,127        | 1,153,134        | 1,561,211         | 3,909,574         | 4,653,756         | 4,825,405         | 3,034,643        | 3,613,870        | 2,677,746        | 1,487,082        | 1,851,358        | 1,512,450        | 31,441,356        |
| Edible beef offal           | 1,687,286        | 1,487,262        | 1,971,095         | 2,250,221         | 2,246,871         | 4,584,938         | 1,898,548        | 2,673,981        | 811,298          | 681,864          | 1,355,847        | 1,800,817        | 23,450,028        |
| <b>Total (beef + offal)</b> | <b>2,848,413</b> | <b>2,640,396</b> | <b>3,532,306</b>  | <b>6,159,795</b>  | <b>6,900,627</b>  | <b>9,410,343</b>  | <b>4,933,191</b> | <b>6,287,851</b> | <b>3,489,044</b> | <b>2,168,946</b> | <b>3,207,205</b> | <b>3,313,267</b> | <b>54,891,384</b> |
|                             | 2019             |                  |                   |                   |                   |                   |                  |                  |                  |                  |                  |                  |                   |
|                             | Jan              | Feb              | Mar               | Apr               | May               | Jun               | Jul              | Aug              | Sep              | Oct              | Nov              | Dec              |                   |
| Beef exports                | 469,667          | 1,182,848        | 2,706,851         | 3,698,770         | 3,197,142         | 2,822,749         | 1,232,065        | 2,466,978        | 4,020,825        | 2,852,053        | 1,384,039        | 1,152,785        | 27,186,772        |
| Edible beef offal           | 1,799,608        | 2,255,690        | 3,038,596         | 2,757,166         | 2,609,219         | 2,680,527         | 2,025,085        | 1,307,023        | 1,085,861        | 879,065          | 999,726          | 2,114,373        | 23,551,939        |
| <b>Total (beef + offal)</b> | <b>2,269,275</b> | <b>3,438,538</b> | <b>5,745,447</b>  | <b>6,455,936</b>  | <b>5,806,361</b>  | <b>5,503,276</b>  | <b>3,257,150</b> | <b>3,774,001</b> | <b>5,106,686</b> | <b>3,731,118</b> | <b>2,383,765</b> | <b>3,267,158</b> | <b>50,738,711</b> |
|                             | 2020             |                  |                   |                   |                   |                   |                  |                  |                  |                  |                  |                  |                   |
|                             | Jan              | Feb              | Mar               | Apr               | May               | Jun               | Jul              | Aug              | Sep              | Oct              | Nov              | Dec              |                   |
| Beef exports                | 2,050,547        | 2,588,224        | 7,957,164         | 1,186,978         | 2,152,104         | 1,890,217         | 1,456,196        | 1,112,317        | 2,261,611        | 1,765,644        | 1,018,007        | 1,438,737        | 26,877,746        |
| Edible beef offal           | 1,868,073        | 2,553,677        | 2,277,902         | 1,852,444         | 1,789,258         | 2,813,033         | 1,392,018        | 793,315          | 592,246          | 698,574          | 1,045,391        | 2,077,676        | 19,753,607        |
| <b>Total (beef + offal)</b> | <b>3,918,620</b> | <b>5,141,901</b> | <b>10,235,066</b> | <b>3,039,422</b>  | <b>3,941,362</b>  | <b>4,703,250</b>  | <b>2,848,214</b> | <b>1,905,632</b> | <b>2,853,857</b> | <b>2,464,218</b> | <b>2,063,398</b> | <b>3,516,413</b> | <b>46,631,353</b> |
|                             | 2021             |                  |                   |                   |                   |                   |                  |                  |                  |                  |                  |                  |                   |
|                             | Jan              | Feb              | Mar               | Apr               | May               | Jun               | Jul              | Aug              | Sep              | Oct              | Nov              | Dec              |                   |
| Beef exports                | 2,509,733        | 2,843,183        | 5,361,746         | 4,499,456         | 3,769,666         | 6,341,180         | 4,252,118        |                  |                  |                  |                  |                  | 29,577,082        |
| Edible beef offal           | 2,476,096        | 2,206,779        | 2,920,958         | 2,495,079         | 2,226,878         | 3,165,788         | 2,579,487        |                  |                  |                  |                  |                  | 18,071,065        |
| <b>Total (beef + offal)</b> | <b>4,985,829</b> | <b>5,049,962</b> | <b>8,282,704</b>  | <b>6,994,535</b>  | <b>5,996,544</b>  | <b>9,506,968</b>  | <b>6,831,605</b> |                  |                  |                  |                  |                  | <b>47,648,147</b> |

Source: Compiled by MIA from Statistics New Zealand overseas merchandise trade data

Monthly exports of beef and edible offal to Indonesia,  
2015 - 2021

